



## **AUXILIUM COLLEGE (Autonomous)**

(Accredited by NAAC with A+ Grade with a CGPA of 3.55 out of 4 in the 3<sup>rd</sup> cycle)  
Gandhi Nagar, Vellore – 6.

# **OVERALL FEEDBACK**

**2020 – 2021**



**AUXILIUM COLLEGE (AUTONOMOUS)**  
**GANDHI NAGAR, VELLORE - 6**

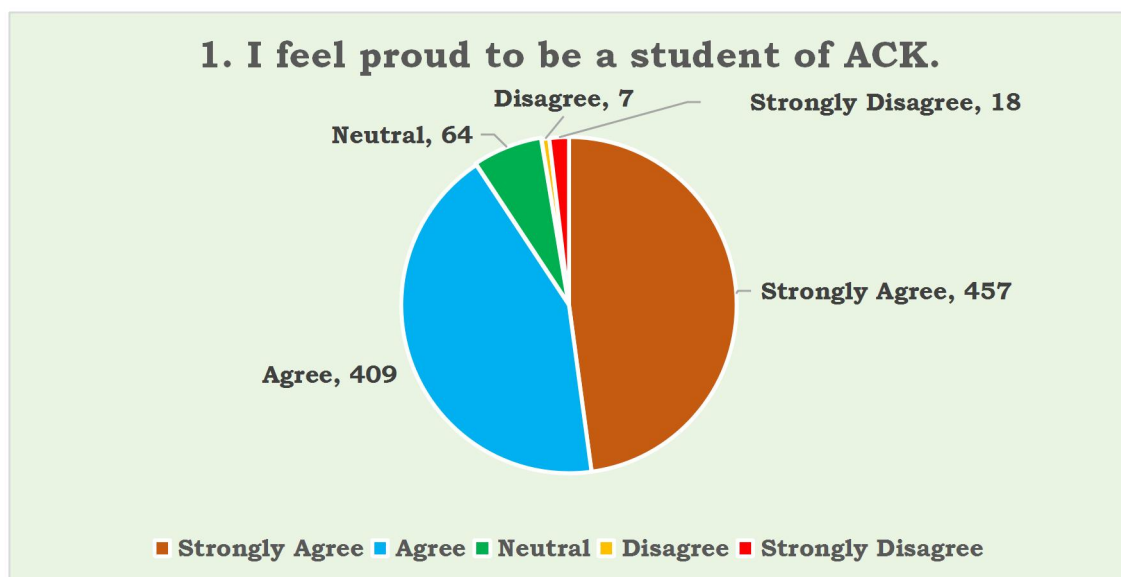
**SSS REPORT 2020-2021**

Auxilium College consistently take attempts to uphold excellence in all the activities. The IQAC initiates the conduct of feedback from stakeholders and appraise the quality of the activities of college. The feedback is collected from students, parents, alumni, employers and staff through online ERP portal. The feedback collected from the stakeholders focus on learning, development, resources and facilities available in the college.

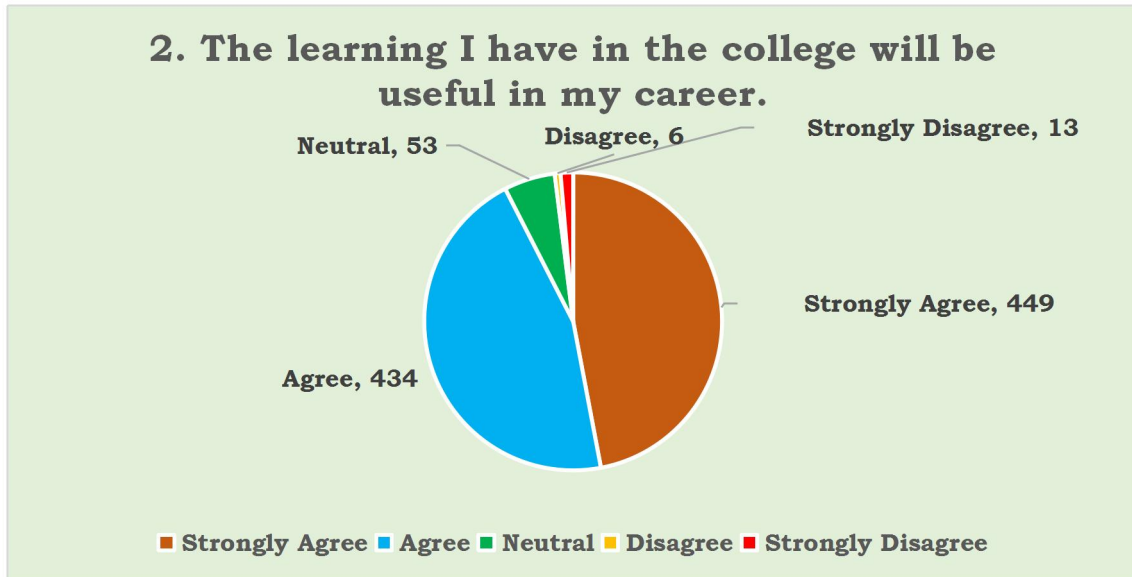
Around 40 % students Strongly agree and 48 % agree that all the facilities and the resources provided by the institution helped in the overall development and transformation to be integrally formed women.

Total No. of Entries : 995

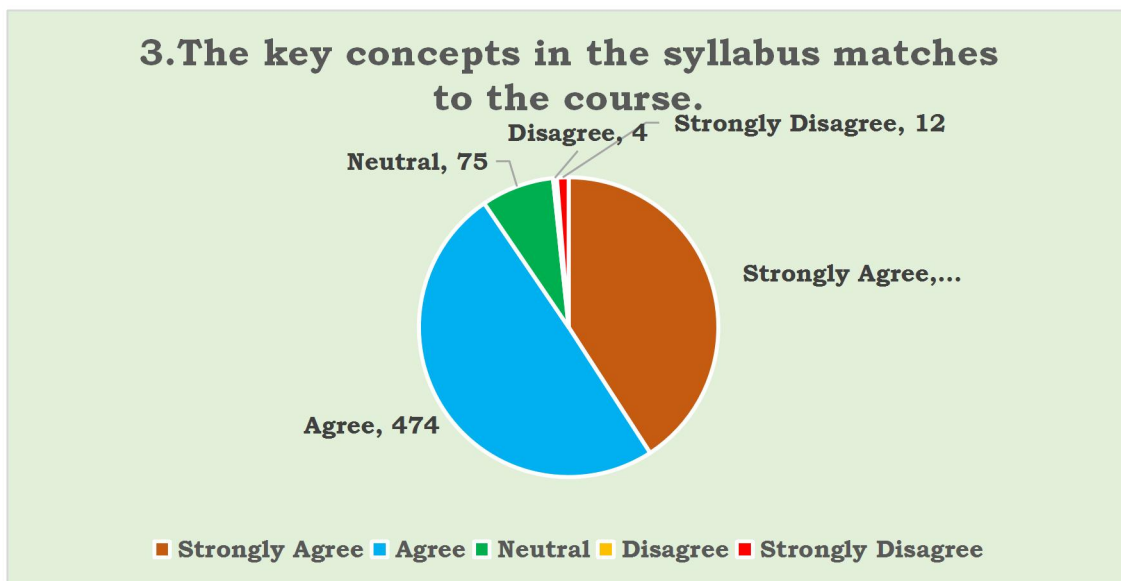
1. I feel proud to be a student of ACK.						
OPTIONS	Strongly Agree	Agree	Neutral	Disagree	Strongly Disagree	TOTAL
RESPONSES	457	409	64	7	18	955
PERCENTAGE (%)	47.85	42.83	6.70	0.73	1.88	100



2. The learning I have in the college will be useful in my career.						
OPTIONS	Strongly Agree	Agree	Neutral	Disagree	Strongly Disagree	TOTAL
RESPONSES	449	434	53	6	13	955
PERCENTAGE (%)	47.02	45.45	5.55	0.63	1.36	100

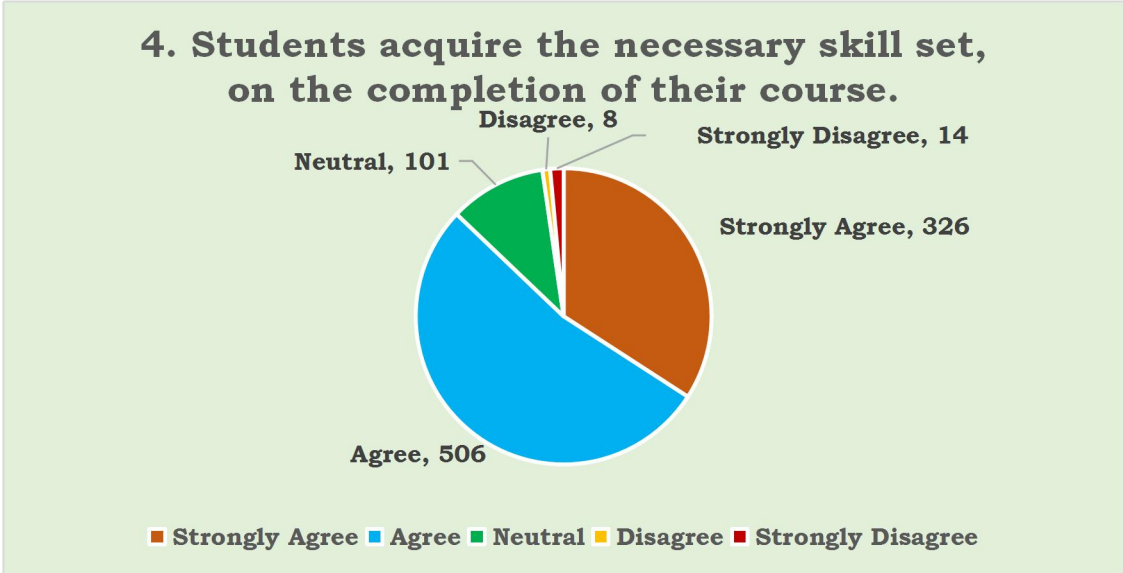


3. The key concepts in the syllabus matches to the course.						
OPTIONS	Strongly Agree	Agree	Neutral	Disagree	Strongly Disagree	TOTAL
RESPONSES	390	474	75	4	12	955
PERCENTAGE (%)	40.84	49.63	7.85	0.42	1.26	100



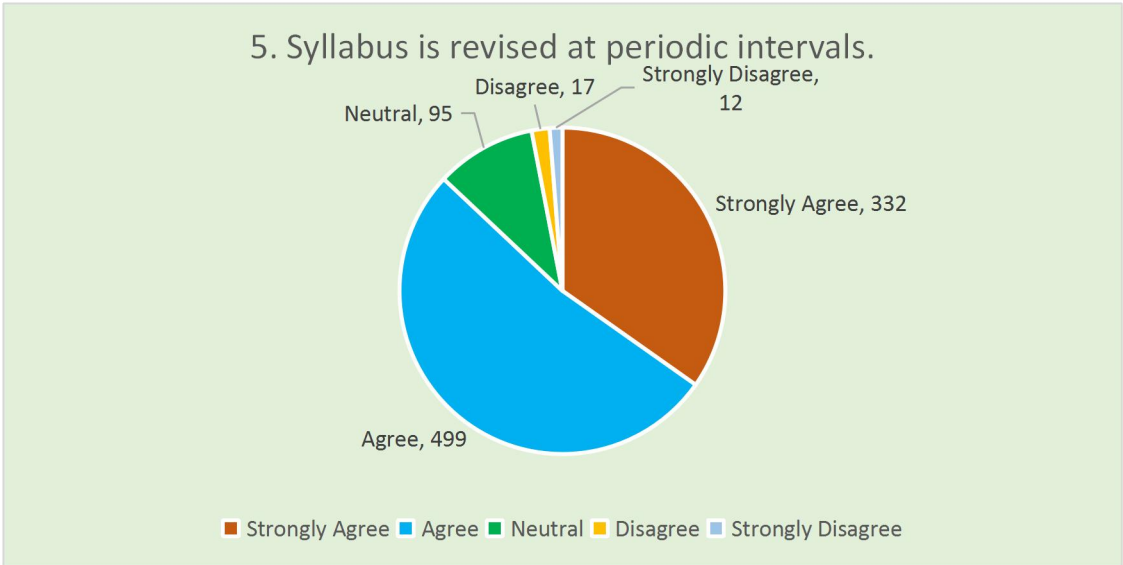
**4. Students acquire the necessary skill set, on the completion of their course.**

OPTIONS	Strongly Agree	Agree	Neutral	Disagree	Strongly Disagree	TOTAL
RESPONSES	326	506	101	8	14	955
PERCENTAGE (%)	34.14	52.98	10.58	0.84	1.47	100

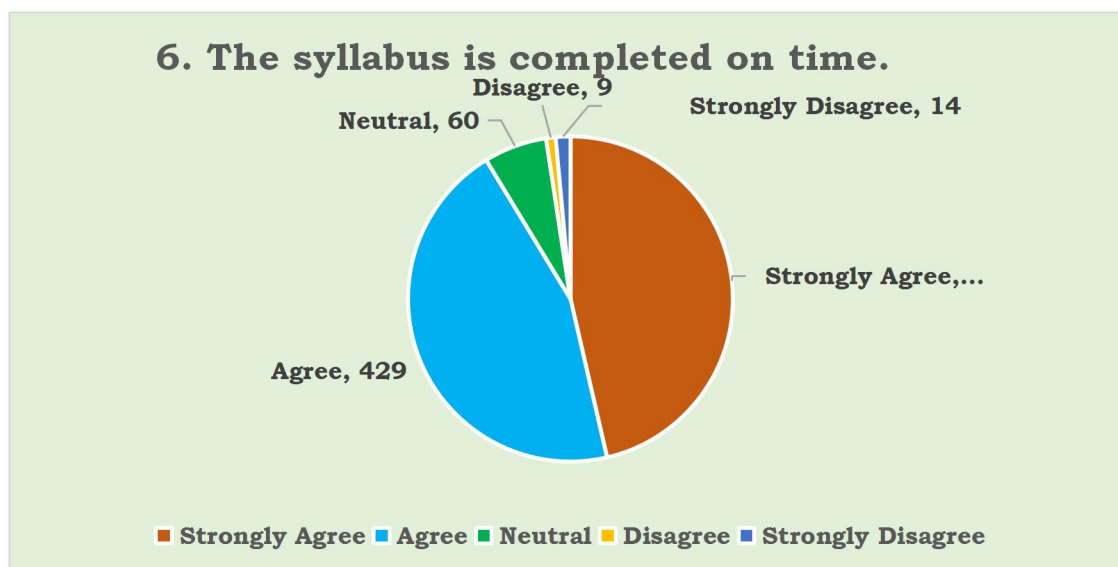


**5. Syllabus is revised at periodic intervals.**

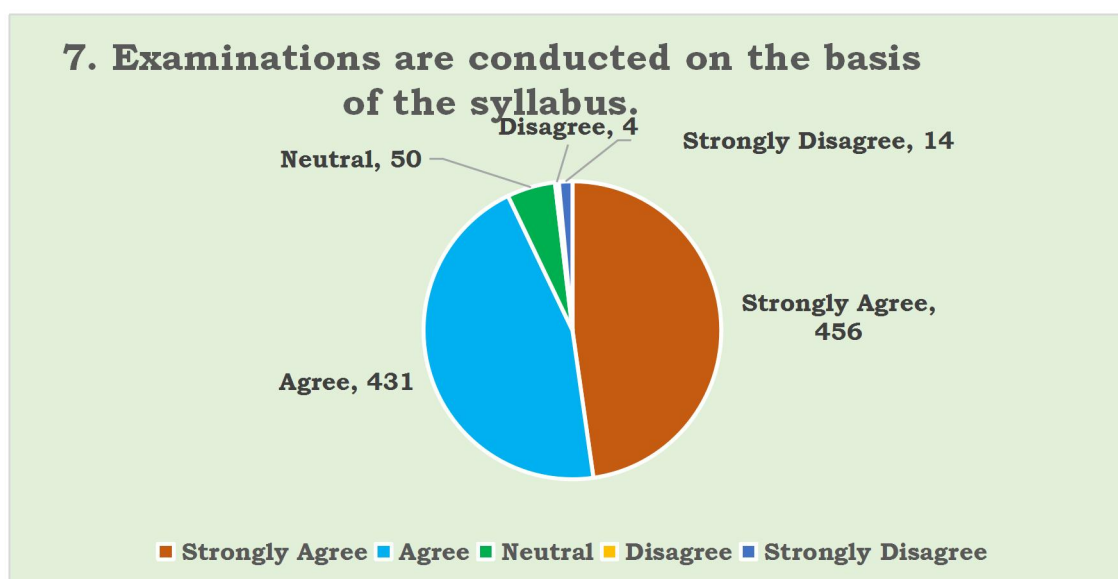
OPTIONS	Strongly Agree	Agree	Neutral	Disagree	Strongly Disagree	TOTAL
RESPONSES	332	499	95	17	12	955
PERCENTAGE (%)	34.76	52.25	9.95	1.78	1.26	100



6. The syllabus is completed on time.						
OPTIONS	Strongly Agree	Agree	Neutral	Disagree	Strongly Disagree	TOTAL
RESPONSES	443	429	60	9	14	955
PERCENTAGE (%)	46.39	44.92	6.28	0.94	1.47	100



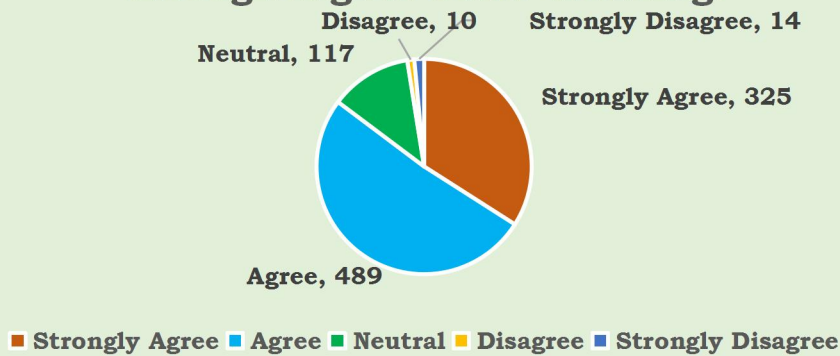
7. Examinations are conducted on the basis of the syllabus.						
OPTIONS	Strongly Agree	Agree	Neutral	Disagree	Strongly Disagree	TOTAL
RESPONSES	456	431	50	4	14	955
PERCENTAGE (%)	47.75	45.13	5.24	0.42	1.47	100



**8. Assessments enable the students adequately demonstrate their learning through higher order thinking.**

OPTIONS	Strongly Agree	Agree	Neutral	Disagree	Strongly Disagree	TOTAL
RESPONSES	325	489	117	10	14	955
PERCENTAGE (%)	34.03	51.20	12.25	1.05	1.47	100

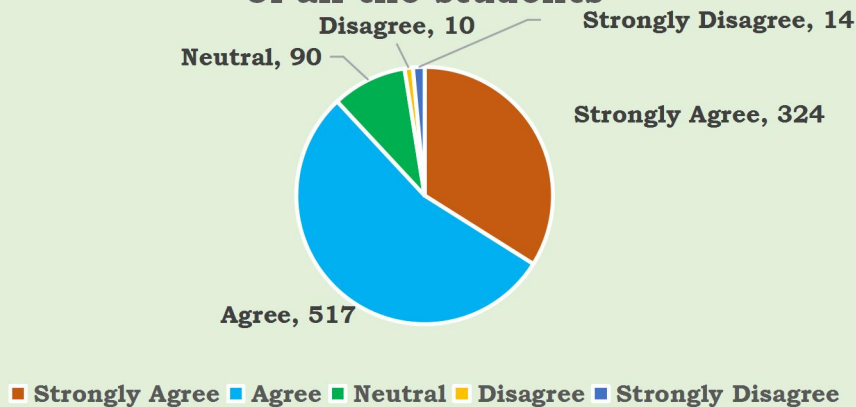
**8. Assessments enable the students adequately demonstrate their learning through higher order thinking.**



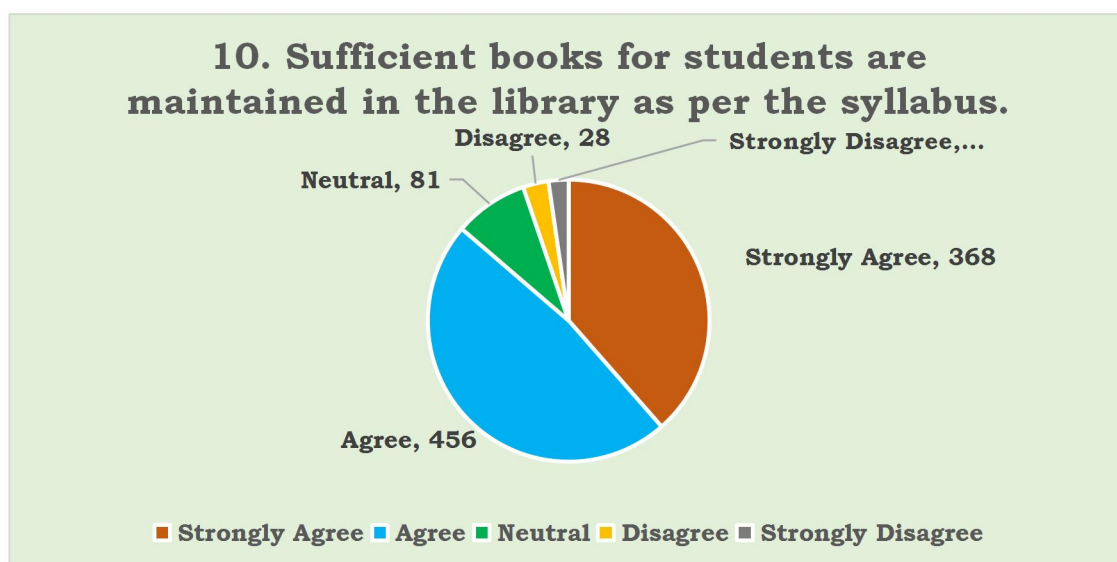
**9. Curriculum addresses the learning needs of all the students**

OPTIONS	Strongly Agree	Agree	Neutral	Disagree	Strongly Disagree	TOTAL
RESPONSES	324	517	90	10	14	955
PERCENTAGE (%)	33.93	54.14	9.42	1.05	1.47	100

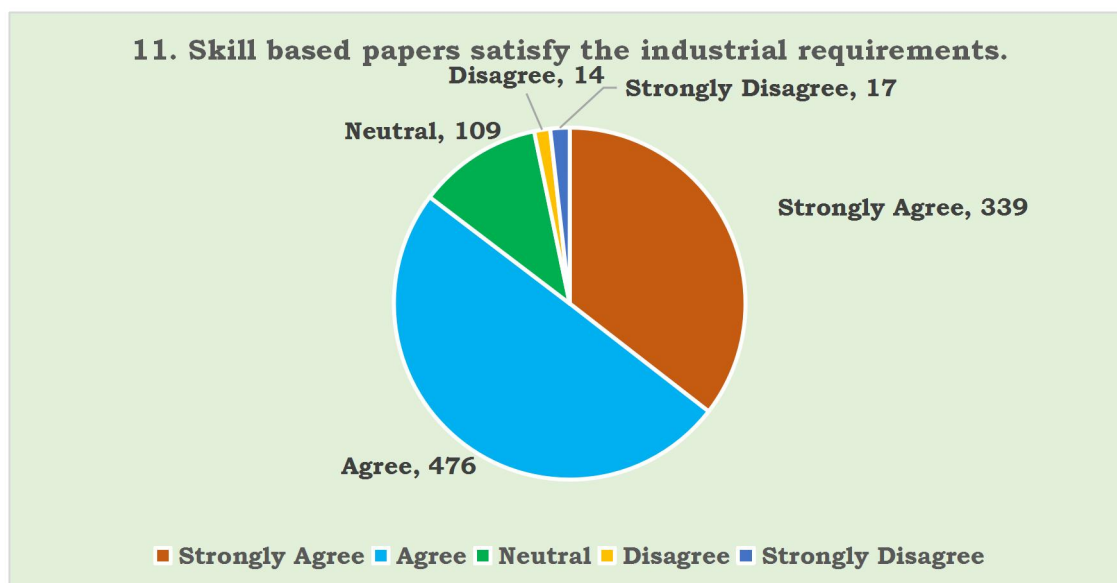
**9. Curriculum addresses the learning needs of all the students**



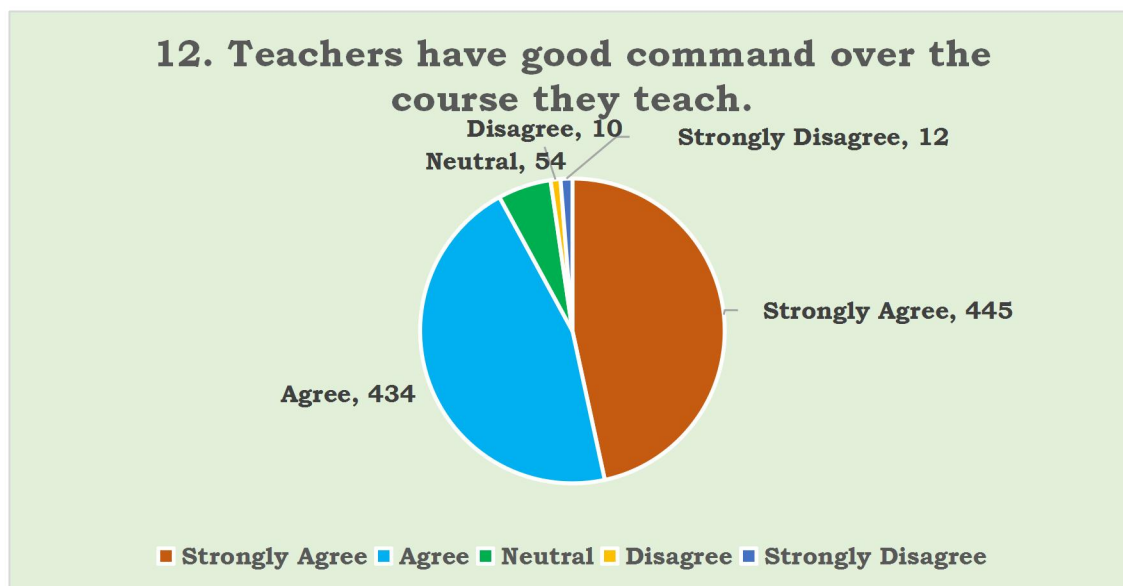
10. Sufficient books for students are maintained in the library as per the syllabus.						
OPTIONS	Strongly Agree	Agree	Neutral	Disagree	Strongly Disagree	TOTAL
RESPONSES	368	456	81	28	22	955
PERCENTAGE (%)	38.53	47.75	8.48	2.93	2.30	100



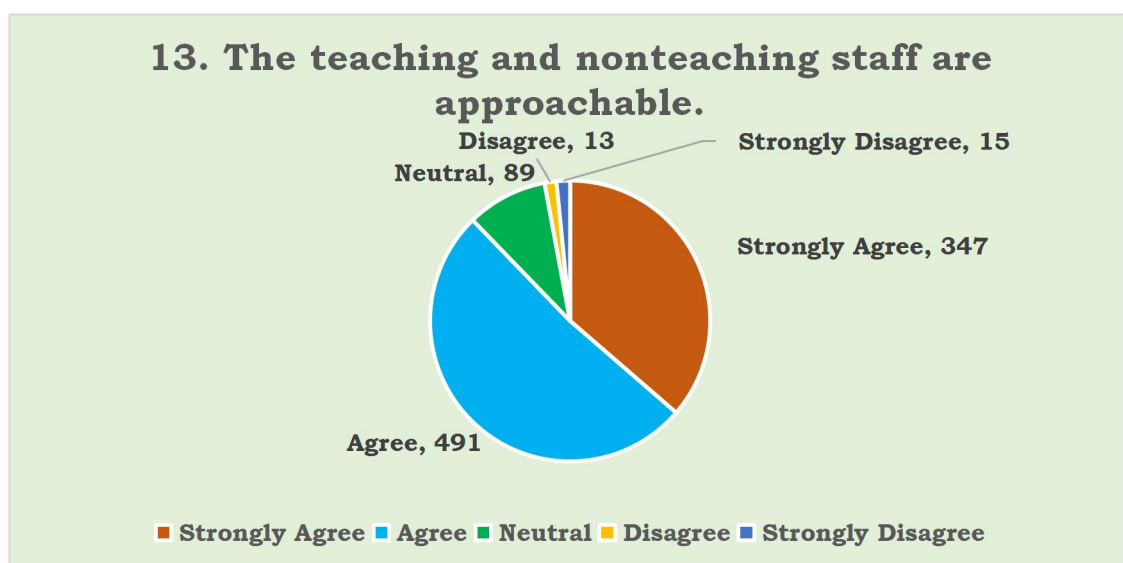
11. Skill based papers satisfy the industrial requirements.						
OPTIONS	Strongly Agree	Agree	Neutral	Disagree	Strongly Disagree	TOTAL
RESPONSES	339	476	109	14	17	955
PERCENTAGE (%)	35.50	49.84	11.41	1.47	1.78	100



12. Teachers have good command over the course they teach.						
OPTIONS	Strongly Agree	Agree	Neutral	Disagree	Strongly Disagree	TOTAL
RESPONSES	445	434	54	10	12	955
PERCENTAGE (%)	46.60	45.45	5.65	1.05	1.26	100



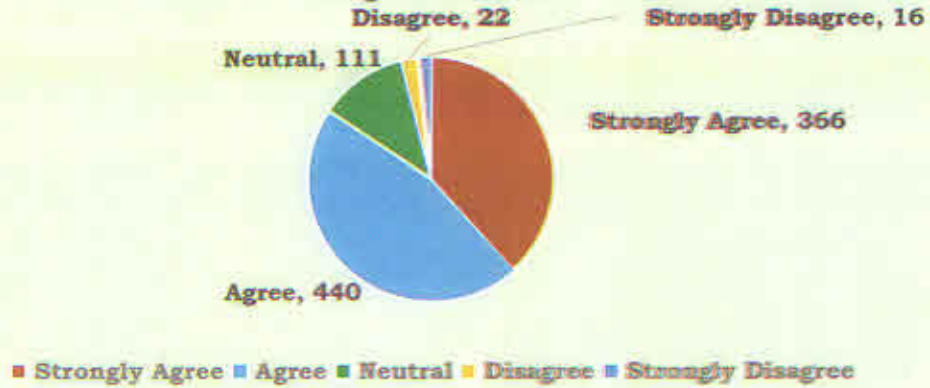
13. The teaching and nonteaching staff are approachable.						
OPTIONS	Strongly Agree	Agree	Neutral	Disagree	Strongly Disagree	TOTAL
RESPONSES	347	491	89	13	15	955
PERCENTAGE (%)	36.34	51.41	9.32	1.36	1.57	100





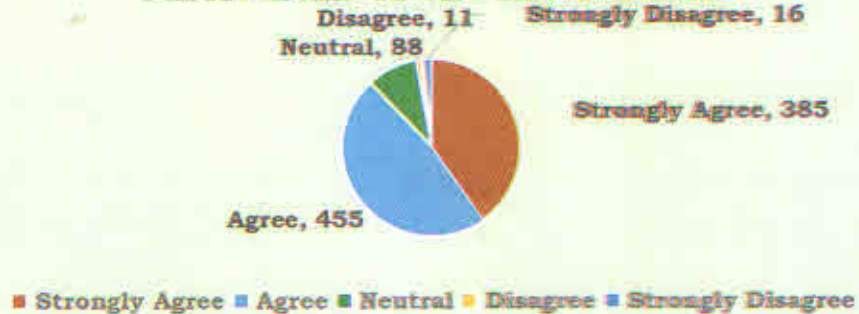
14. Curricular, cocurricular, extracurricular and extension activities are given importance.						
OPTIONS	Strongly Agree	Agree	Neutral	Disagree	Strongly Disagree	TOTAL
RESPONSES	366	440	111	22	16	955
PERCENTAGE (%)	38.32	46.07	11.62	2.30	1.68	100

**14. Curricular, cocurricular, extracurricular and extension activities are given importance.**



15. I am happy and satisfied with the overall curriculum of the institution.						
OPTIONS	Strongly Agree	Agree	Neutral	Disagree	Strongly Disagree	TOTAL
RESPONSES	385	455	88	11	16	955
PERCENTAGE (%)	40.31	47.64	9.21	1.15	1.68	100

**15. I am happy and satisfied with the overall curriculum of the institution.**



*A.M. Jithu*  
**IQAC Co-ordinator**

*Dr. Jayan Senthil*  
**Principal**

PRINCIPAL  
 AUXILIUM COLLEGE (Autonomous)  
 Gandhi Nagar, Vellore - 632 006.  
 Vellore District, Tamil Nadu.



**AUXILIUM COLLEGE (AUTONOMOUS)  
GANDHI NAGAR, VELLORE - 6**

**FEEDBACK REPORT ON OVERALL ACTIVITIES OF 2020-2021**

Auxilium College consistently take attempts to uphold excellence in all the activities. The IQAC initiates the conduct of feedback from stakeholders and appraise the quality of the activities of college. The feedback is collected from students, parents, alumni, employers and staff through online ERP portal. The feedback collected from the stakeholders focus on learning, development, resources and facilities available in the college.

**Highlights of the feedback from stakeholders:**

**Students:** Around 40 % students Strongly agree and 48 % agree that all the facilities and the resources provided by the institution helped in the overall development and transformation to be integrally formed women.

**Alumni:** Around 48% agreed that the curriculum has developed their skills as an individual and 33 % has strongly agreed for the same.

**Staff:** Around 80 % staff Strongly agree and 20% agreed that the curriculum and the resources provided by the institution is in par with the local, national and global level and satisfies the industrial requirements.

**Employers:** Around 60% has strongly agreed that the students who join as employees have unique skill set because of the curriculum provided by the college.

The feedbacks were collected from stakeholders in various occasions and annually through the online portal available in the college website. The feedbacks were analysed by the Deans and shared with the Heads of the Department and Management in the council meeting. Later it was shared with the departments for carrying out further actions and to enhance the quality.

**Auxilium College (Autonomous), Gandhi Nagar, Vellore – 6**  
**A Report on the Alumni Feedback, 2020 – 2021**

Auxilium College consistently strives to uphold quality in the overall services provided by the college. The IQAC initiates the conduct of feedback, from various stakeholders through ERP portal yearly. On the occasion of Alumni reunions days, the alumni share their feedback with the management and department staff on important aspects like usefulness of the courses in terms of employability or higher studies, updating of syllabus and relevance of course contents.

**Table 1: I feel proud to be the student of ACK.**

OPTIONS	RESPONSES	PERCENTAGE (%)
Strongly agree	114	55.34
Agree	70	33.98
Neutral	19	9.22
Disagree	2	0.97
Strongly disagree	1	0.49
<b>TOTAL</b>	206	100

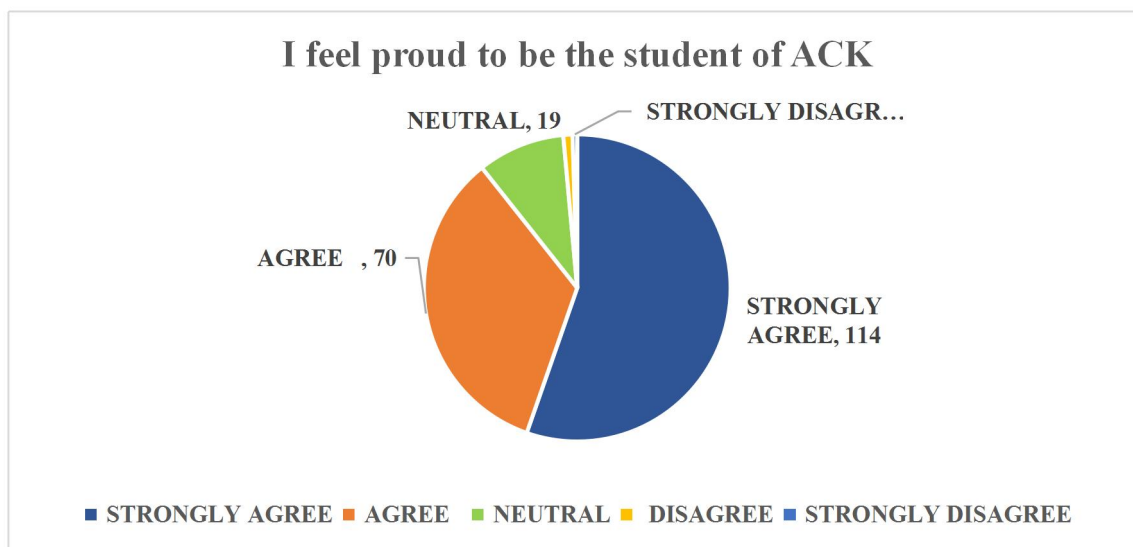


Table 2: The learning I had in the College is useful in my career.		
OPTIONS	RESPONSES	PERCENTAGE (%)
Strongly agree	86	41.75
Agree	97	47.09
Neutral	21	10.19
Disagree	2	0.97
Strongly disagree	0	0
<b>TOTAL</b>	<b>206</b>	<b>100</b>

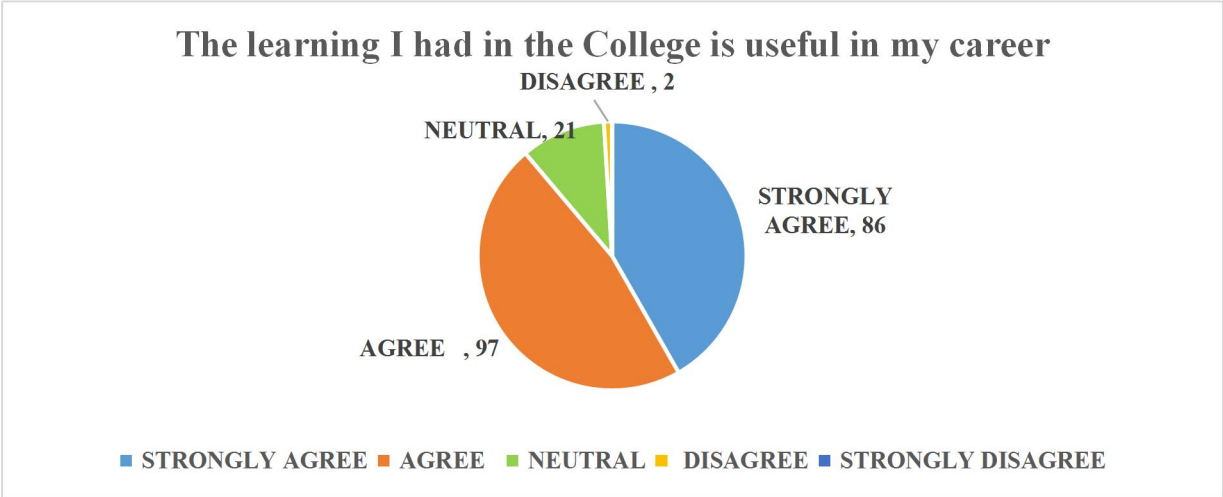


Table 3: The developments in the College in recent years are appreciative		
OPTIONS	RESPONSES	PERCENTAGE (%)
Strongly agree	72	34.95
Agree	89	43.20
Neutral	36	17.48
Disagree	8	3.88
Strongly disagree	1	0.49
<b>TOTAL</b>	<b>206</b>	<b>100</b>

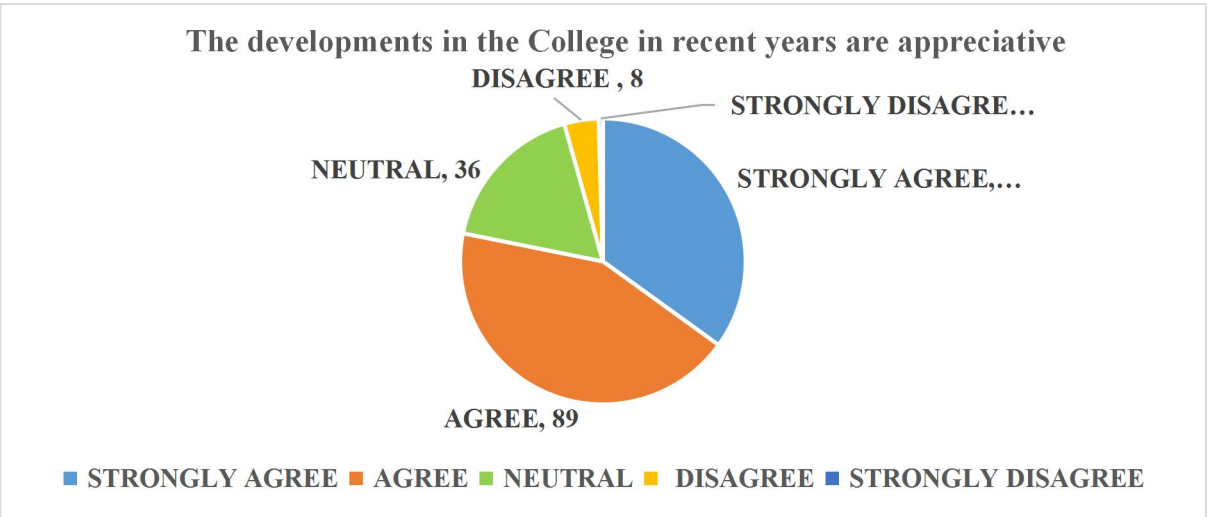


Table 4: The new courses introduced meet the contemporary requirements.		
OPTIONS	RESPONSES	PERCENTAGE (%)
Strongly agree	53	25.73
Agree	105	50.97
Neutral	40	19.42
Disagree	6	2.91
Strongly disagree	2	0.97
<b>TOTAL</b>	<b>206</b>	<b>100</b>

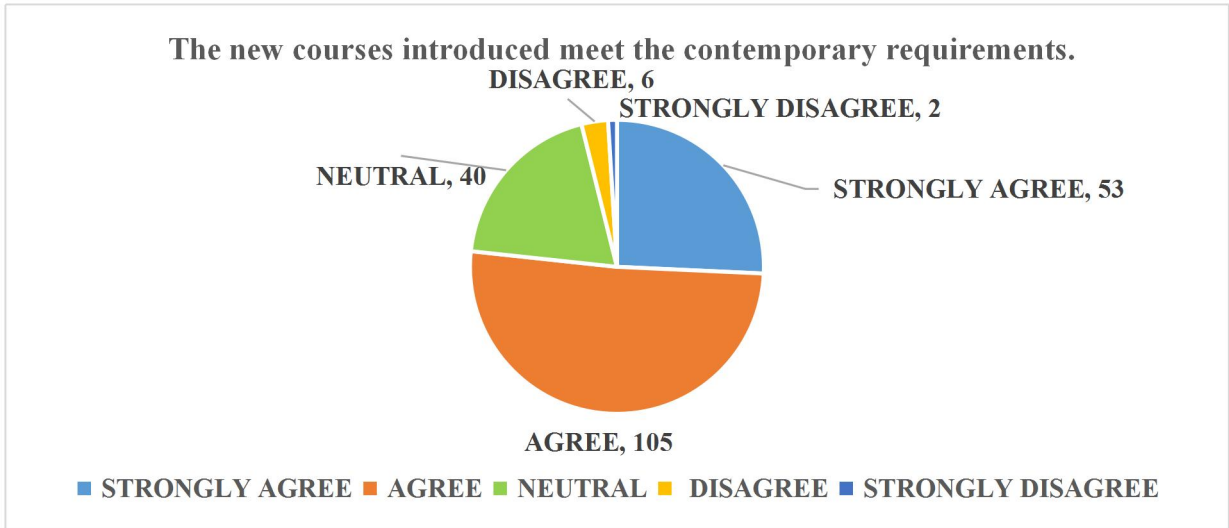
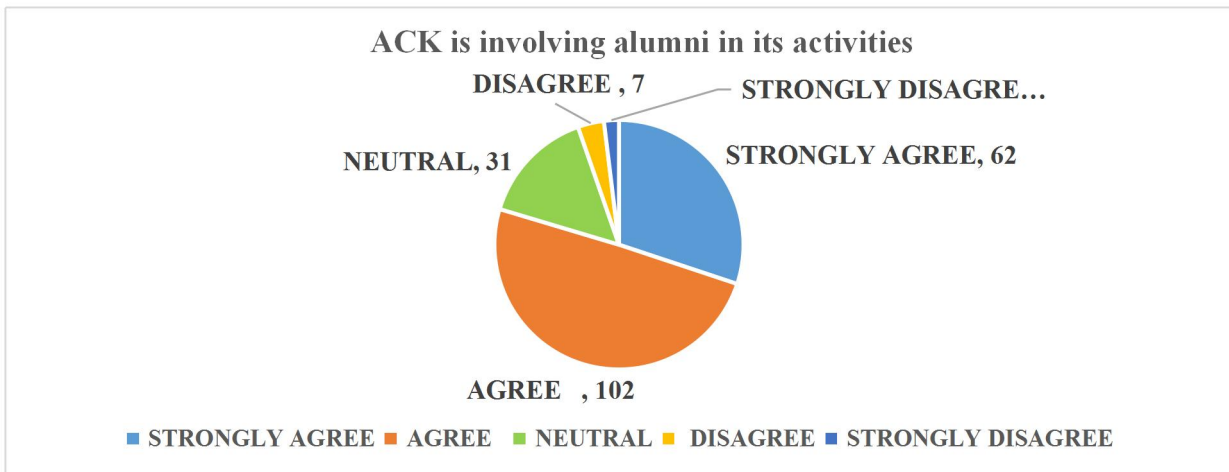
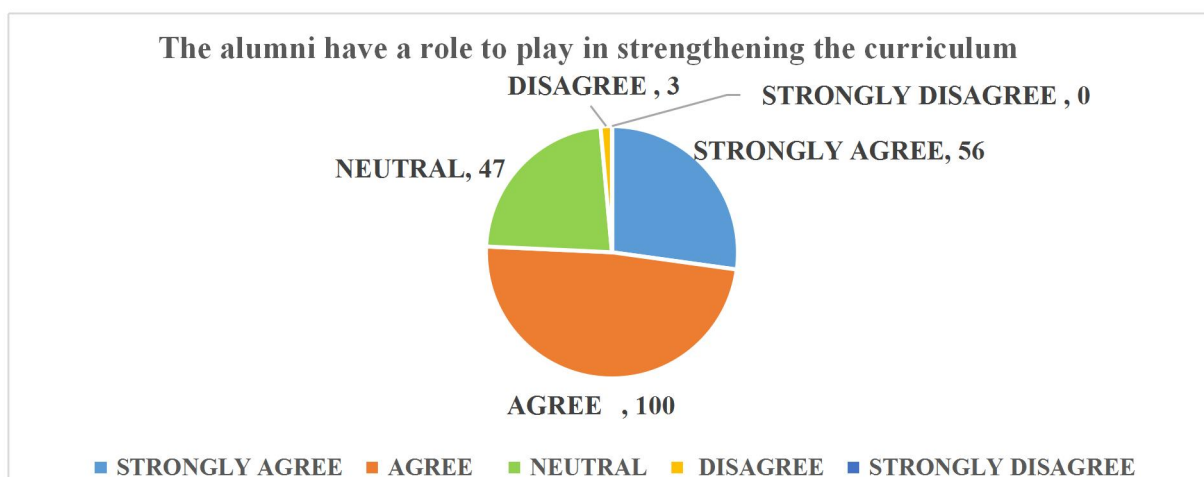


Table 5: ACK is involving alumni in its activities		
OPTIONS	RESPONSES	PERCENTAGE (%)
Strongly agree	62	30.10
Agree	102	49.51
Neutral	31	15.05
Disagree	7	3.40
Strongly disagree	4	1.94
<b>TOTAL</b>	<b>206</b>	<b>100</b>



**Table 6: The alumni have a role to play in strengthening the curriculum**

OPTIONS	RESPONSES	PERCENTAGE (%)
Strongly agree	56	27.18
Agree	100	48.54
Neutral	47	22.82
Disagree	3	1.46
Strongly disagree	0	0
<b>TOTAL</b>	<b>206</b>	<b>100</b>



**Table 7: The alumni have a role to play in financially strengthening the College**

OPTIONS	RESPONSES	PERCENTAGE (%)
Strongly agree	53	25.73
Agree	108	52.43
Neutral	34	16.50
Disagree	10	4.85
Strongly disagree	1	0.49
<b>TOTAL</b>	<b>206</b>	<b>100</b>

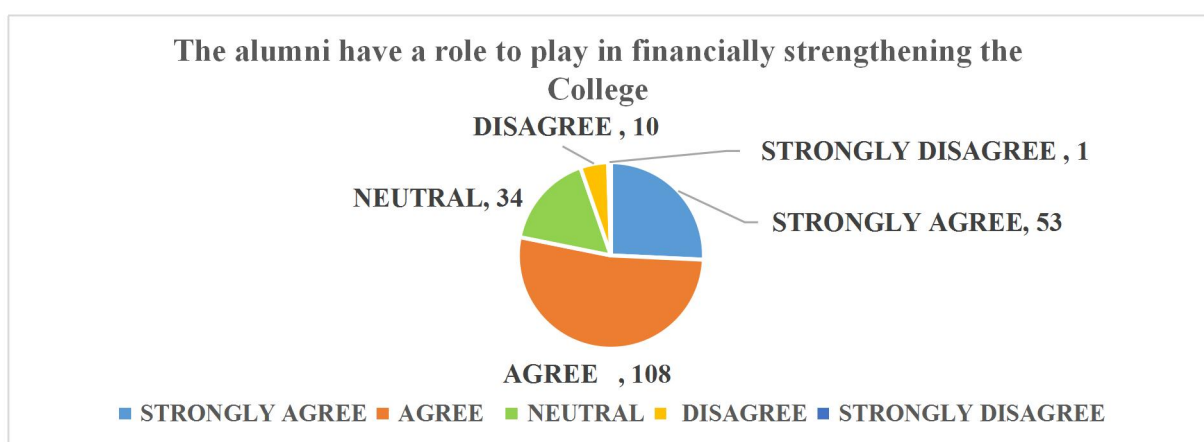


Table 8: The Curriculum has developed my skills		
OPTIONS	RESPONSES	PERCENTAGE (%)
Strongly agree	61	29.61
Agree	114	55.34
Neutral	26	12.62
Disagree	4	1.94
Strongly disagree	1	0.49
<b>TOTAL</b>	<b>206</b>	<b>100</b>

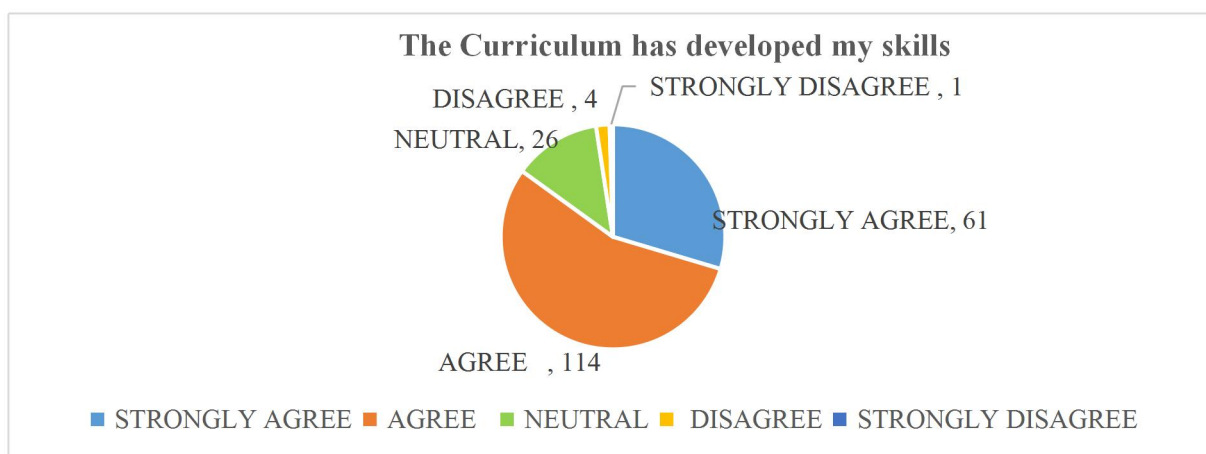
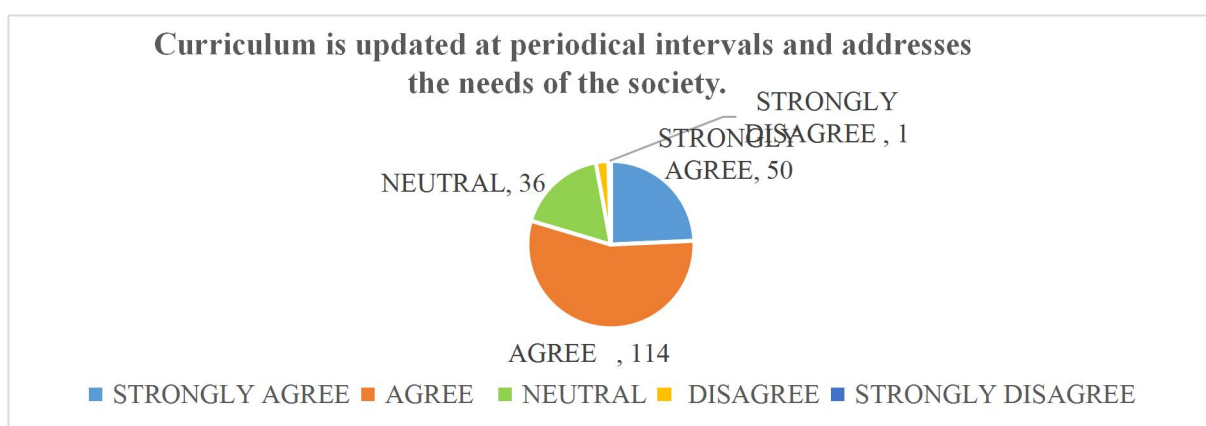


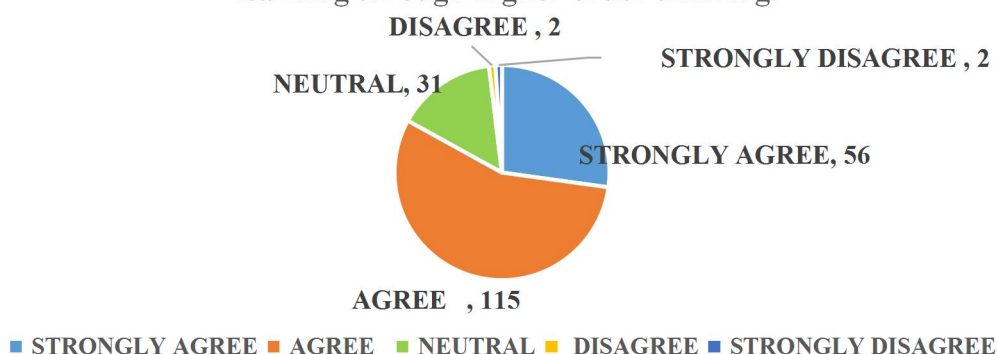
Table 9: Curriculum is updated at periodical intervals and addresses the needs of the society		
OPTIONS	RESPONSES	PERCENTAGE (%)
Strongly agree	50	24.27
Agree	114	55.34
Neutral	36	17.48
Disagree	5	2.43
Strongly disagree	1	0.49
<b>TOTAL</b>	<b>206</b>	<b>100</b>



**Table 10: Assessments enable the students adequately to demonstrate their learning through higher order thinking**

OPTIONS	RESPONSES	PERCENTAGE (%)
Strongly agree	56	27.18
Agree	115	55.83
Neutral	31	15.05
Disagree	2	0.97
Strongly disagree	2	0.97
<b>TOTAL</b>	<b>206</b>	<b>100</b>

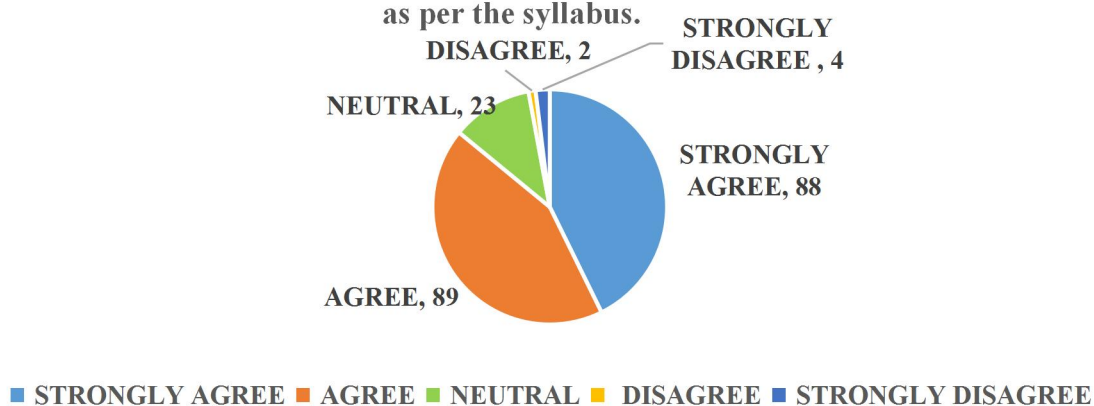
Assessments enable the students adequately to demonstrate their learning through higher order thinking.



**Table 11: Sufficient books for students are maintained in the library as per the syllabus**

OPTIONS	RESPONSES	PERCENTAGE (%)
Strongly agree	88	42.72
Agree	89	43.20
Neutral	23	11.17
Disagree	2	0.97
Strongly disagree	4	1.94
<b>TOTAL</b>	<b>206</b>	<b>100</b>

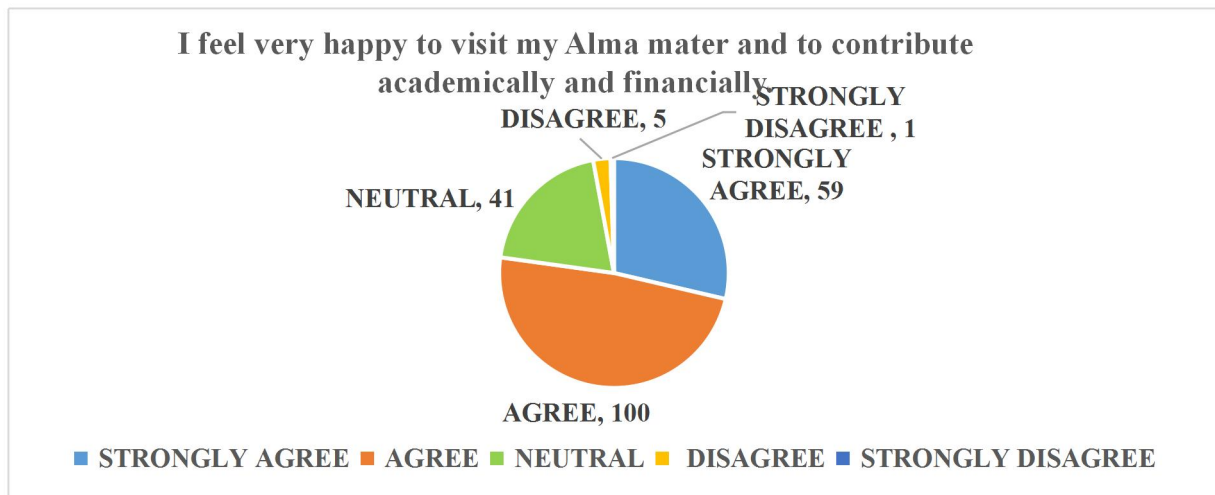
Sufficient books for students are maintained in the library as per the syllabus.





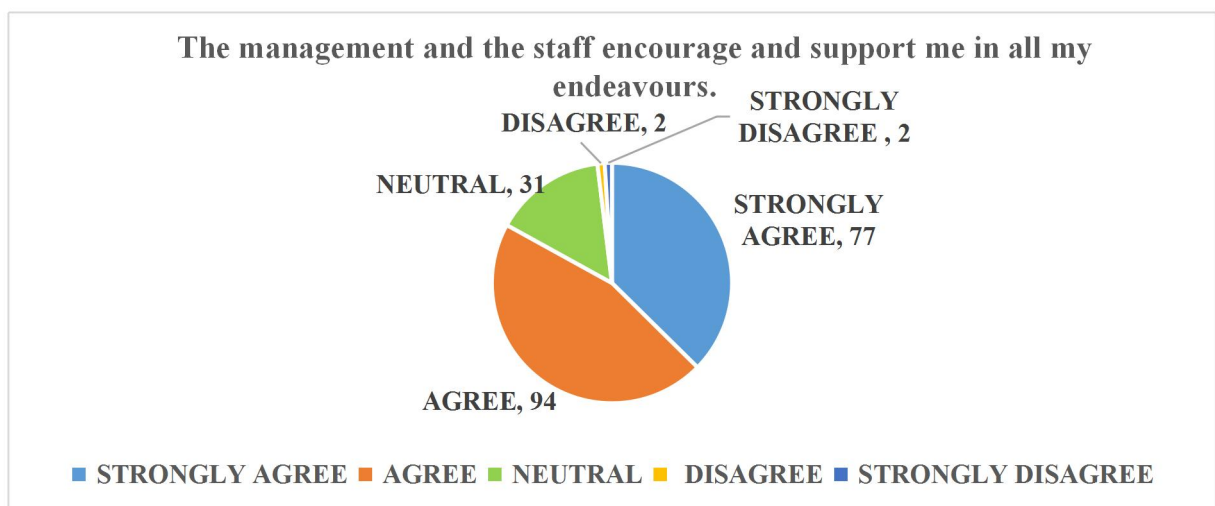
**Table 12: I feel very happy to visit my Alma mater and to contribute academically and financially**

OPTIONS	RESPONSES	PERCENTAGE (%)
Strongly agree	59	28.64
Agree	100	48.54
Neutral	41	19.90
Disagree	5	2.43
Strongly disagree	1	0.49
<b>TOTAL</b>	<b>206</b>	<b>100</b>



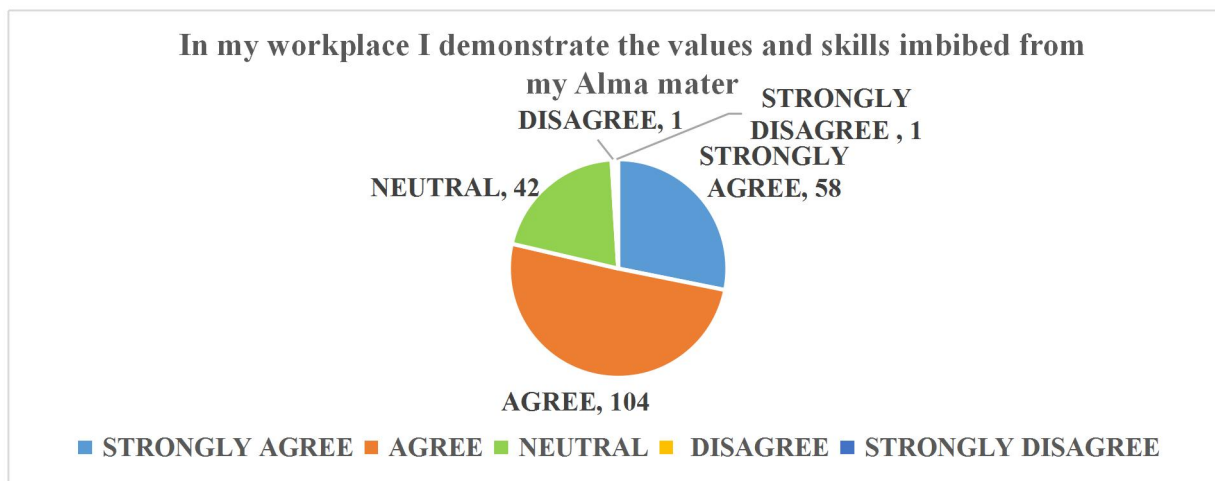
**Table 13: The management and the staff encourage and support me in all my endeavours.**

OPTIONS	RESPONSES	PERCENTAGE (%)
Strongly agree	77	37.38
Agree	94	45.63
Neutral	31	15.05
Disagree	2	0.97
Strongly disagree	2	0.97
<b>TOTAL</b>	<b>206</b>	<b>100</b>



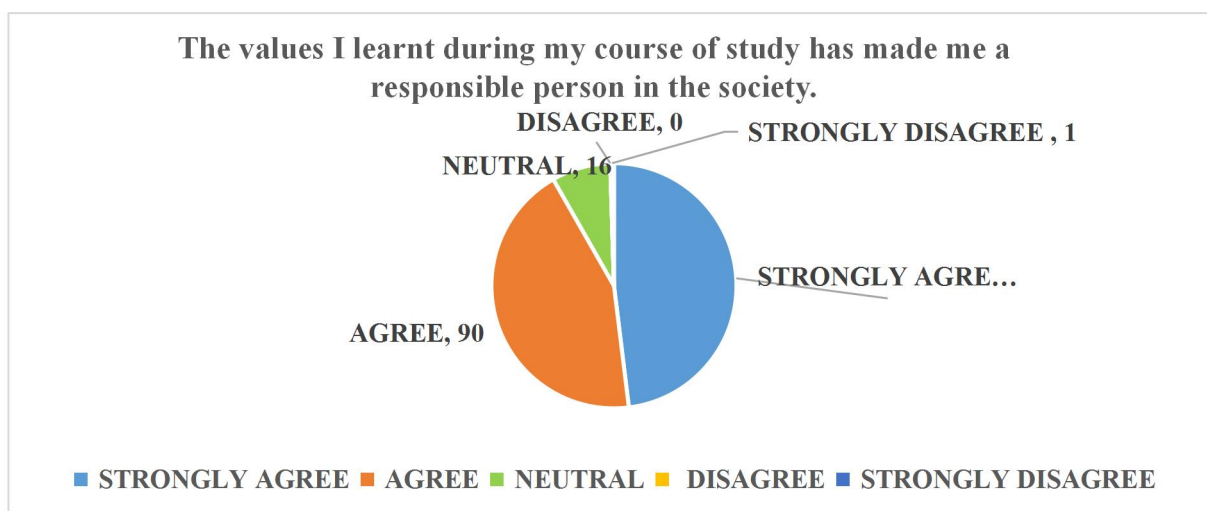
**Table 14: In my workplace I demonstrate the values and skills imbibed from my Alma mater.**

OPTIONS	RESPONSES	PERCENTAGE (%)
Strongly agree	58	28.16
Agree	104	50.49
Neutral	42	20.39
Disagree	1	0.49
Strongly disagree	1	0.49
<b>TOTAL</b>	<b>206</b>	<b>100</b>



**Table 15: The values I learnt during my course of study has made me a responsible person in the society**

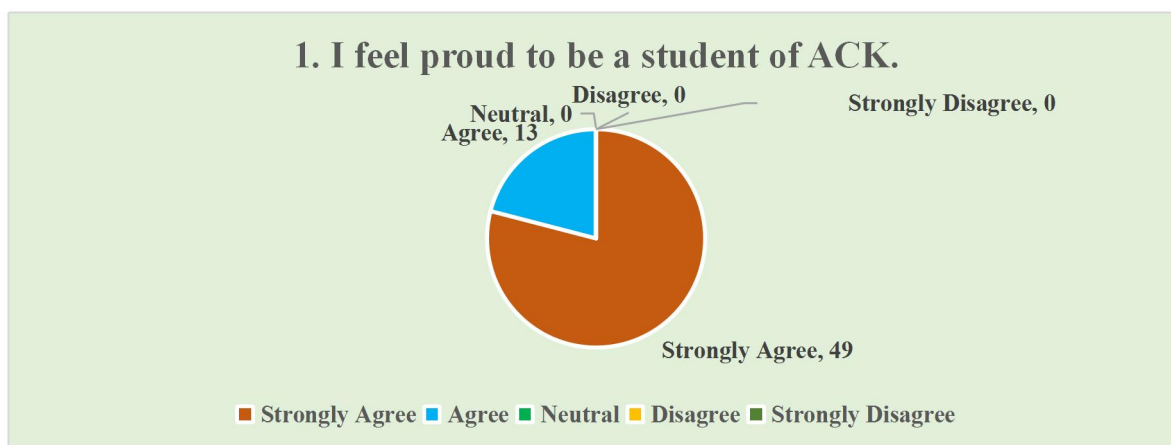
OPTIONS	RESPONSES	PERCENTAGE (%)
Strongly agree	99	48.06
Agree	90	43.69
Neutral	16	7.77
Disagree	0	0.00
Strongly disagree	1	0.49
<b>TOTAL</b>	<b>206</b>	<b>100</b>



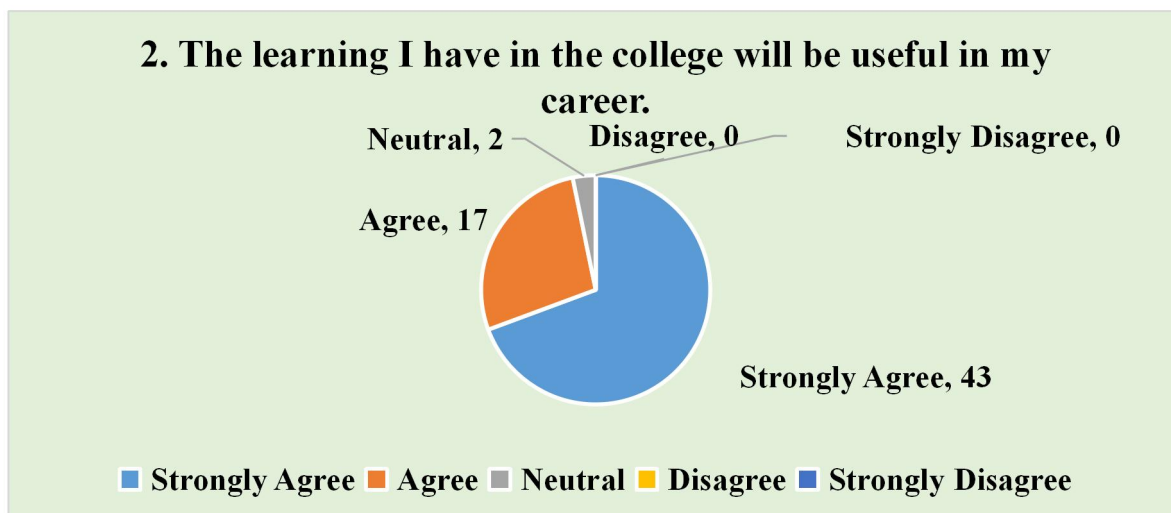
**AUXILIUM COLLEGE (AUTONOMOUS), GANDHI NAGAR, VELLORE - 6**  
**Staff Overall Feedback 2020-2021**

Around 80 % staff Strongly agree and 20% agreed that the curriculum and the resources provided by the institution is in par with the local, national and global level and satisfies the industrial requirements.

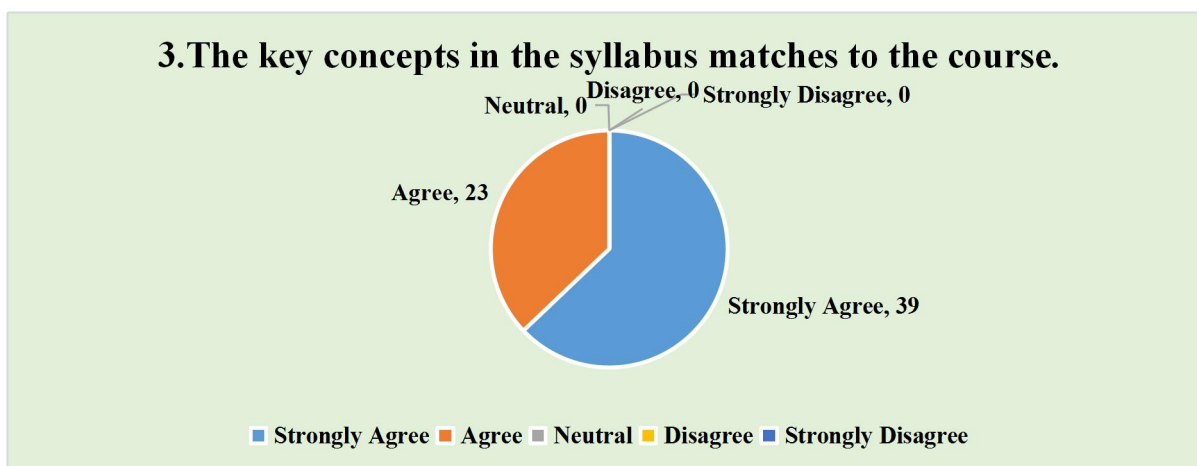
<b>1. I feel proud to be a student of ACK.</b>						
<b>OPTIONS</b>	<b>Strongly Agree</b>	<b>Agree</b>	<b>Neutral</b>	<b>Disagree</b>	<b>Strongly Disagree</b>	<b>TOTAL</b>
<b>RESPONSES</b>	49	13	0	0	0	62
<b>PERCENTAGE (%)</b>	79.03	20.97	0.00	0.00	0.00	100



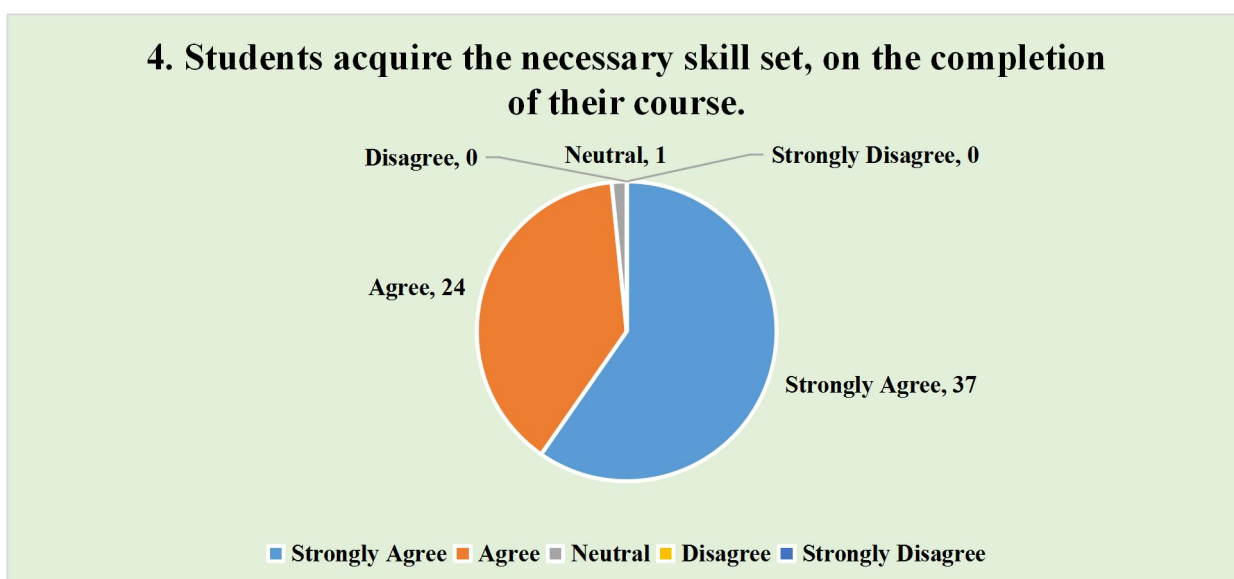
<b>2. The learning I have in the college will be useful in my career.</b>						
<b>OPTIONS</b>	<b>Strongly Agree</b>	<b>Agree</b>	<b>Neutral</b>	<b>Disagree</b>	<b>Strongly Disagree</b>	<b>TOTAL</b>
<b>RESPONSES</b>	43	17	2	0	0	62
<b>PERCENTAGE (%)</b>	69.35	27.42	3.23	0.00	0.00	100



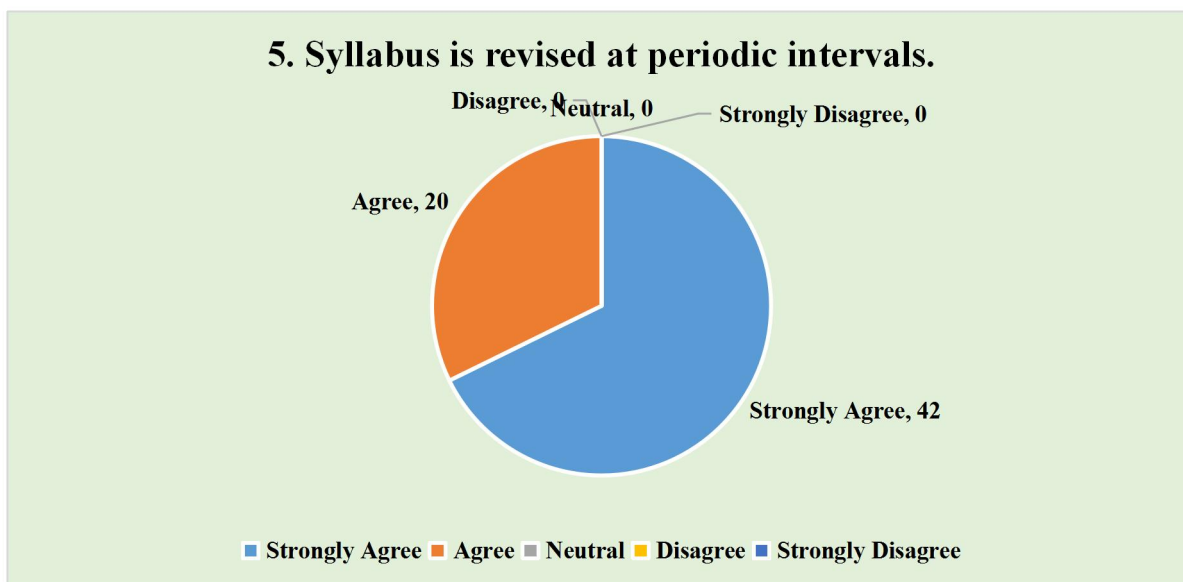
3.The key concepts in the syllabus matches to the course.						
OPTIONS	Strongly Agree	Agree	Neutral	Disagree	Strongly Disagree	TOTAL
RESPONSES	39	23	0	0	0	62
PERCENTAGE (%)	62.90	37.10	0.00	0.00	0.00	100



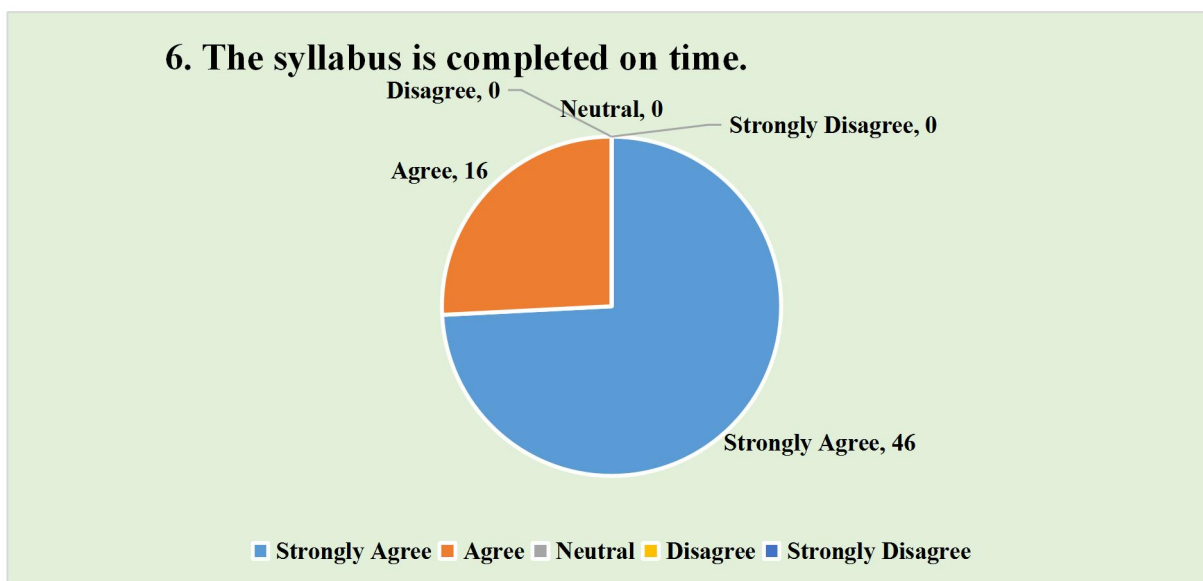
4. Students acquire the necessary skill set, on the completion of their course.						
OPTIONS	Strongly Agree	Agree	Neutral	Disagree	Strongly Disagree	TOTAL
RESPONSES	37	24	1	0	0	62
PERCENTAGE (%)	59.68	38.71	1.61	0.00	0.00	100




5. Syllabus is revised at periodic intervals.						
OPTIONS	Strongly Agree	Agree	Neutral	Disagree	Strongly Disagree	TOTAL
RESPONSES	42	20	0	0	0	62
PERCENTAGE (%)	67.74	32.26	0.00	0.00	0.00	100



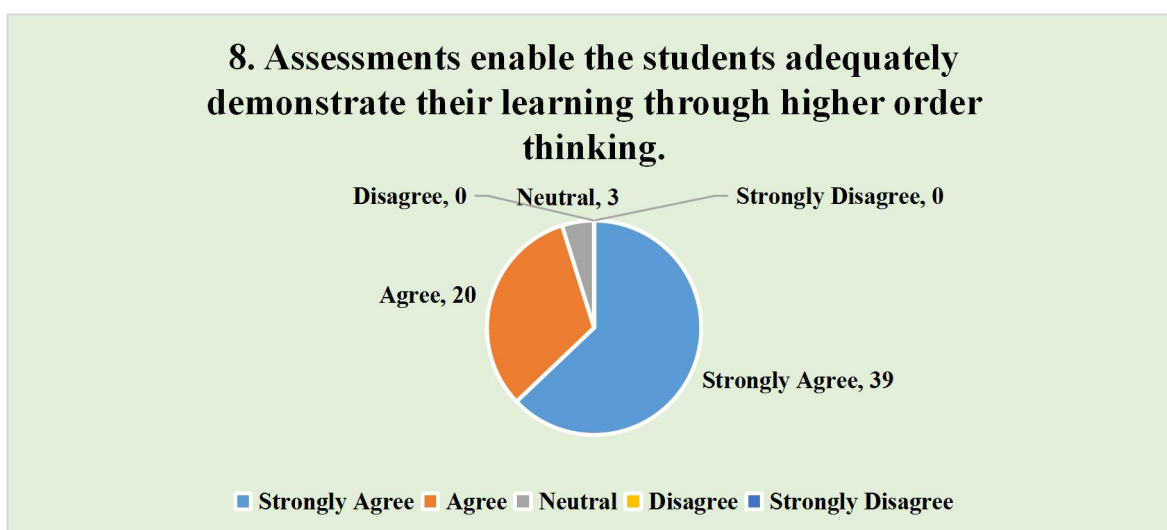
6. The syllabus is completed on time.						
OPTIONS	Strongly Agree	Agree	Neutral	Disagree	Strongly Disagree	TOTAL
RESPONSES	46	16	0	0	0	62
PERCENTAGE (%)	74.19	25.81	0.00	0.00	0.00	100



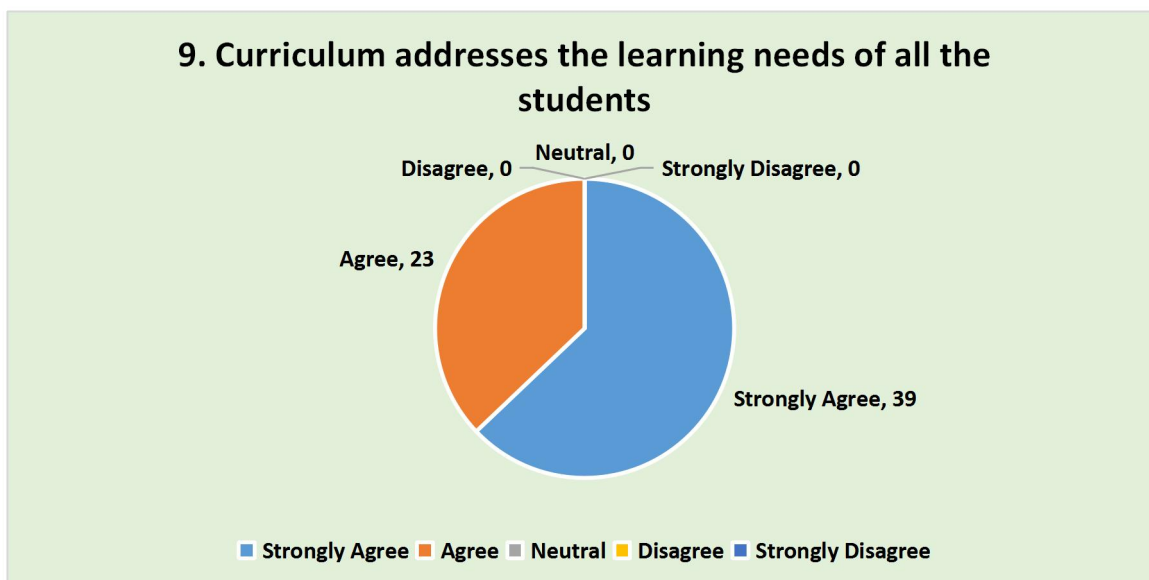
7. Examinations are conducted on the basis of the syllabus.						
OPTIONS	Strongly Agree	Agree	Neutral	Disagree	Strongly Disagree	TOTAL
RESPONSES	47	15	0	0	0	62
PERCENTAGE (%)	75.81	24.19	0.00	0.00	0.00	100



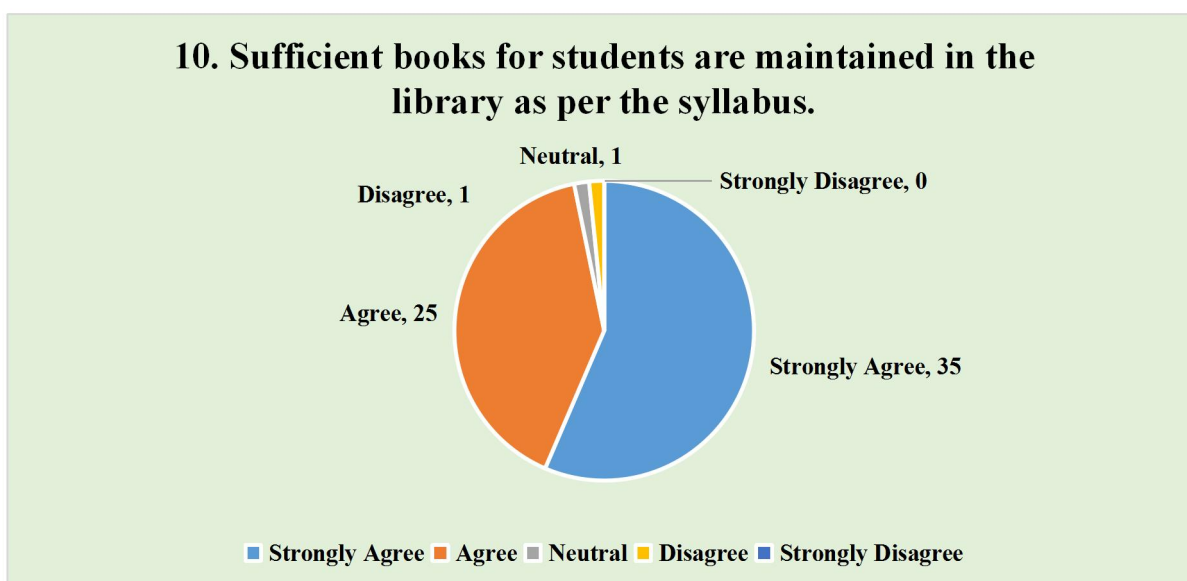
8. Assessments enable the students adequately demonstrate their learning through higher order thinking.						
OPTIONS	Strongly Agree	Agree	Neutral	Disagree	Strongly Disagree	TOTAL
RESPONSES	39	20	3	0	0	62
PERCENTAGE (%)	62.90	32.26	4.84	0.00	0.00	100



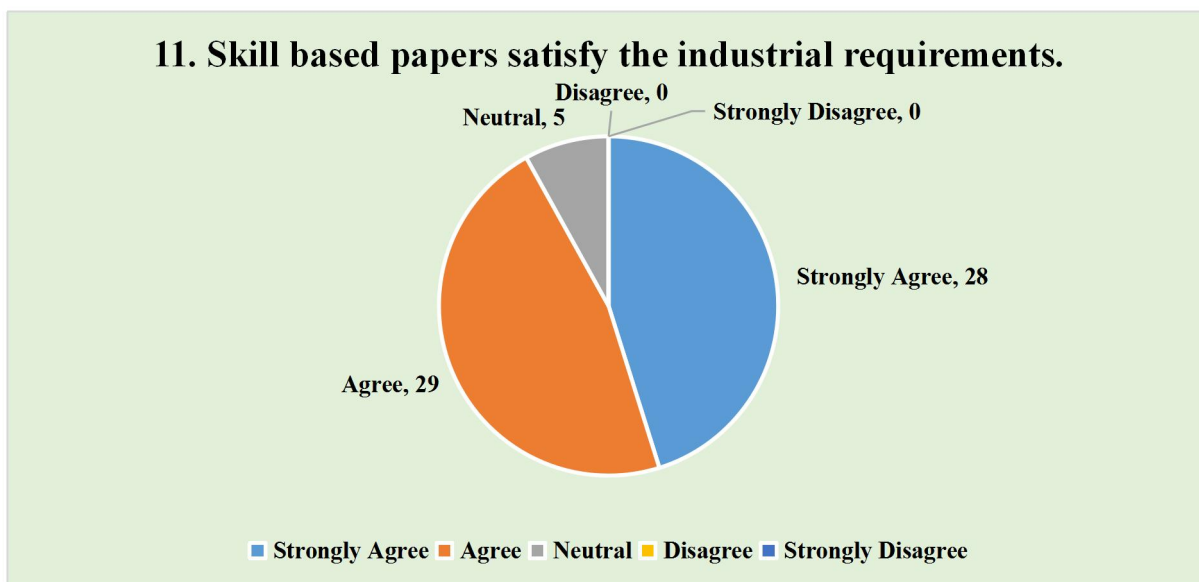
9. Curriculum addresses the learning needs of all the students						
OPTIONS	Strongly Agree	Agree	Neutral	Disagree	Strongly Disagree	TOTAL
RESPONSES	324	517	90	10	14	62
PERCENTAGE (%)	33.93	54.14	9.42	1.05	1.47	100



10. Sufficient books for students are maintained in the library as per the syllabus.						
OPTIONS	Strongly Agree	Agree	Neutral	Disagree	Strongly Disagree	TOTAL
RESPONSES	35	25	1	1	0	62
PERCENTAGE (%)	56.45	40.32	1.61	1.61	0.00	100



<b>11. Skill based papers satisfy the industrial requirements.</b>						
<b>OPTIONS</b>	<b>Strongly Agree</b>	<b>Agree</b>	<b>Neutral</b>	<b>Disagree</b>	<b>Strongly Disagree</b>	<b>TOTAL</b>
<b>RESPONSES</b>	28	29	5	0	0	62
<b>PERCENTAGE (%)</b>	45.16	46.77	8.06	0.00	0.00	100

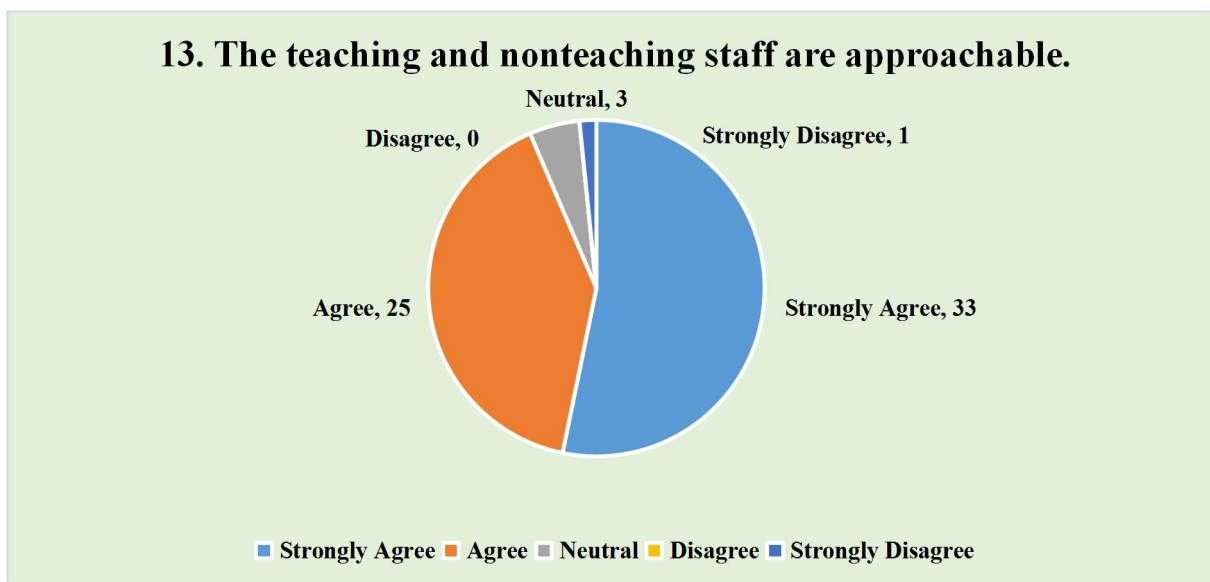


<b>12. Teachers have good command over the course they teach.</b>						
<b>OPTIONS</b>	<b>Strongly Agree</b>	<b>Agree</b>	<b>Neutral</b>	<b>Disagree</b>	<b>Strongly Disagree</b>	<b>TOTAL</b>
<b>RESPONSES</b>	36	25	1	0	0	62
<b>PERCENTAGE (%)</b>	58.06	40.32	1.61	0.00	0.00	100

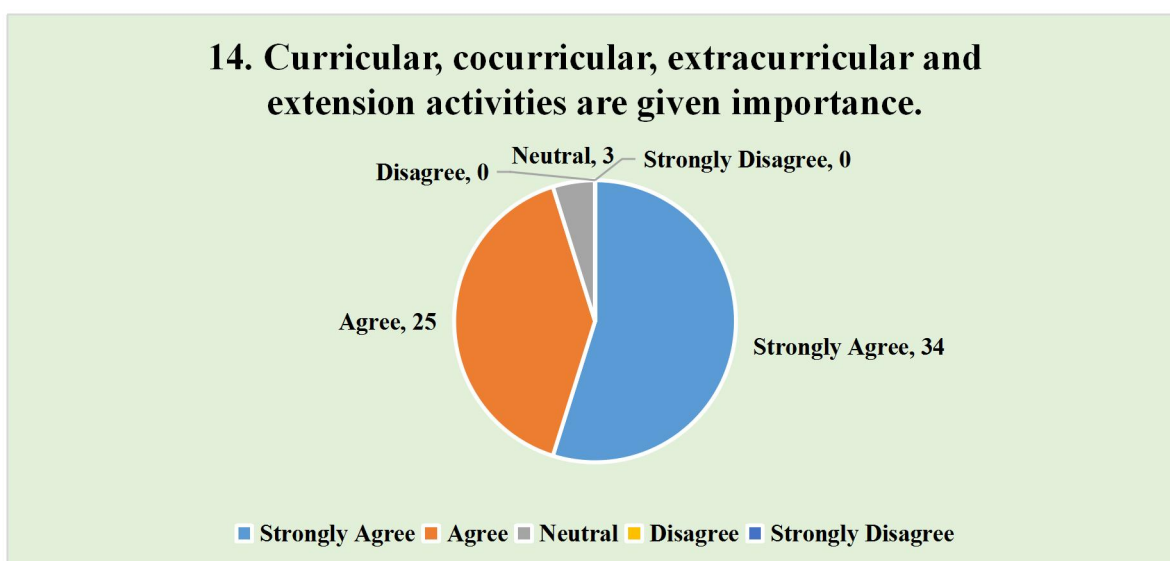




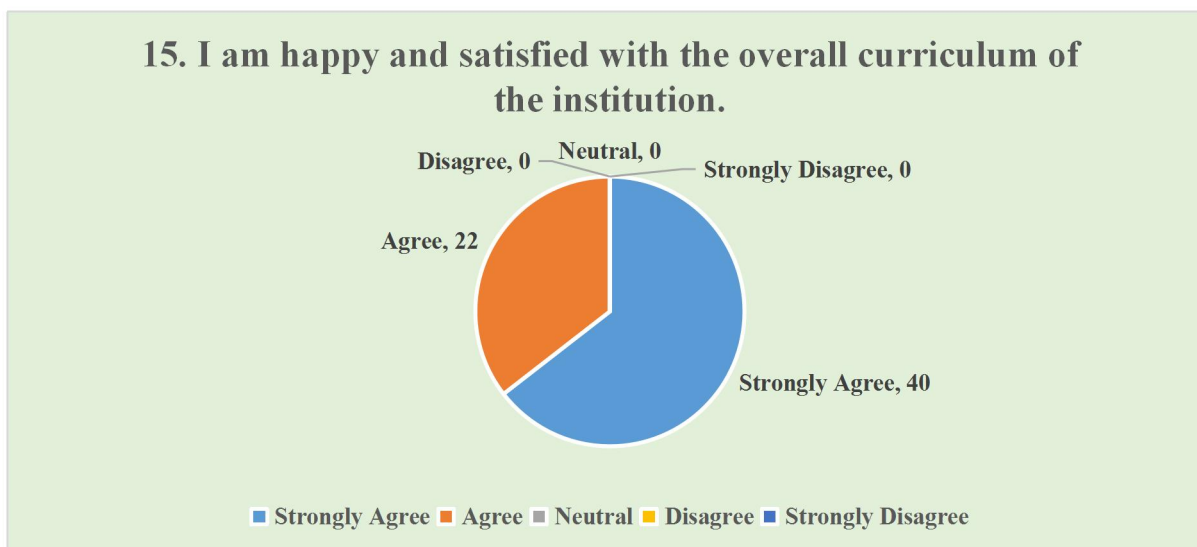
13. The teaching and nonteaching staff are approachable.						
OPTIONS	Strongly Agree	Agree	Neutral	Disagree	Strongly Disagree	TOTAL
RESPONSES	33	25	3	0	1	62
PERCENTAGE (%)	53.23	40.32	4.84	0.00	1.61	100



14. Curricular, cocurricular, extracurricular and extension activities are given importance.						
OPTIONS	Strongly Agree	Agree	Neutral	Disagree	Strongly Disagree	TOTAL
RESPONSES	34	25	3	0	0	62
PERCENTAGE (%)	54.84	40.32	4.84	0.00	0.00	100



15. I am happy and satisfied with the overall curriculum of the institution.						
OPTIONS	Strongly Agree	Agree	Neutral	Disagree	Strongly Disagree	TOTAL
RESPONSES	40	22	0	0	0	62
PERCENTAGE (%)	64.52	35.48	0.00	0.00	0.00	100

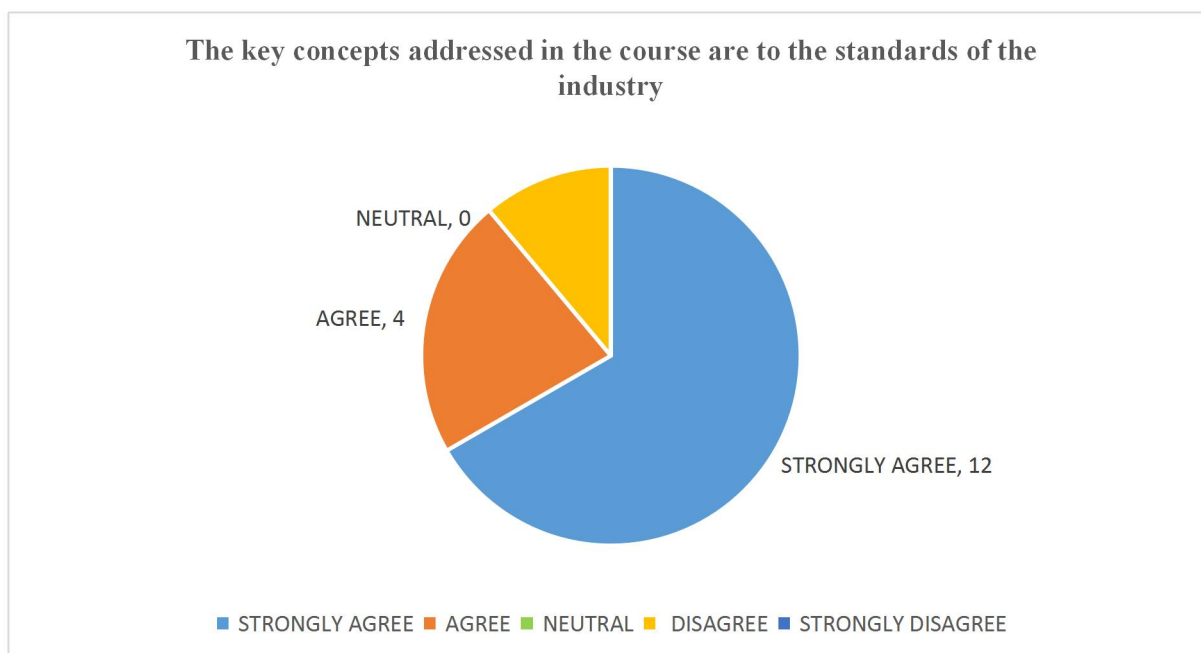


## AUXILIUM COLLEGE (AUTONOMOUS), GANDHI NAGAR, VELLORE - 6

### REPORT OF FEEDBACK BY EMPLOYEE ON CURRICULUM

The IQAC of Auxilium College focus on the excellence of the college and it constantly strives to uphold quality in the academic and administrative services. The Employers share their feedback with the management and IQAC, through link provided in the website on important aspects like usefulness of the courses in terms of employability, updating of syllabus and relevance of course contents.

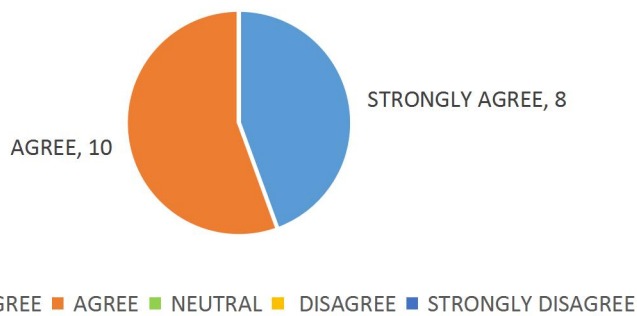
<b>Table 1: The key concepts addressed in the course are to the standards of the industry</b>		
<b>OPTIONS</b>	<b>RESPONSES</b>	<b>PERCENTAGE (%)</b>
Strongly agree	12	66.67
Agree	4	22.22
Neutral	0	0.00
Disagree	2	11.11
Strongly disagree	0	0
<b>TOTAL</b>	<b>18</b>	<b>100</b>



**Table 2: Students acquire the necessary skill set, on the completion of their course.**

OPTIONS	RESPONSES	PERCENTAGE (%)
Strongly agree	8	44.44
Agree	10	55.56
Neutral	0	0.00
Disagree	0	0
Strongly disagree	0	0
<b>TOTAL</b>	<b>18</b>	<b>100</b>

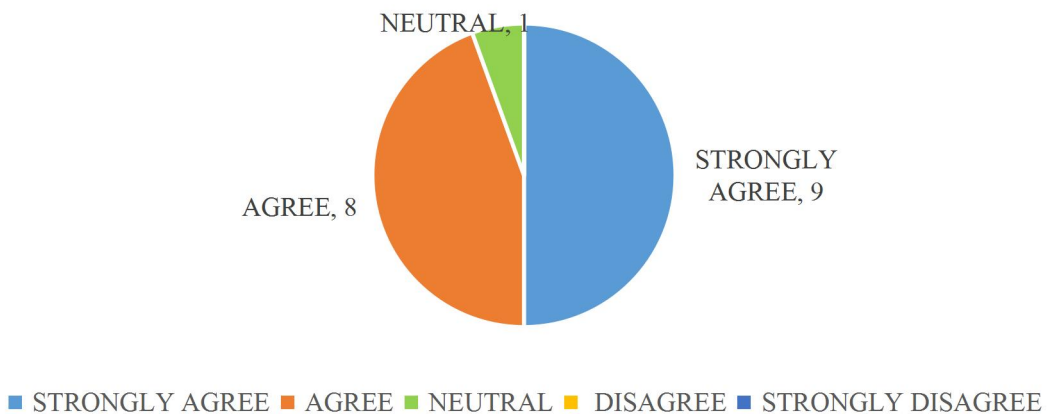
**Students acquire the necessary skill set, on the completion of their course.**



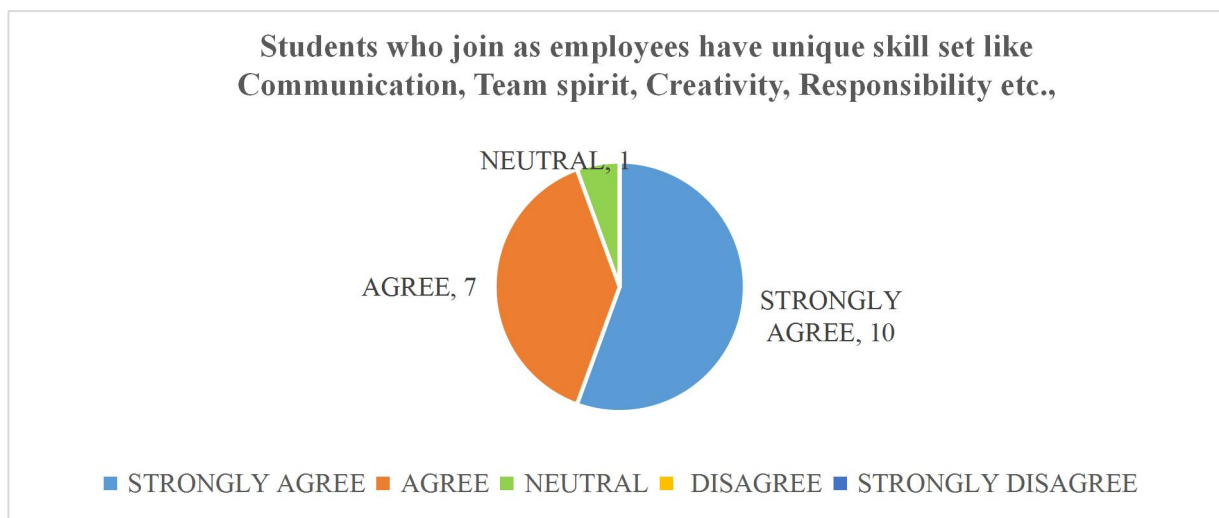
**Table 3: Curriculum revision is done based on the industrial development**

OPTIONS	RESPONSES	PERCENTAGE (%)
Strongly agree	9	50.00
Agree	8	44.44
Neutral	1	5.56
Disagree	0	0.00
Strongly disagree	0	0
<b>TOTAL</b>	<b>18</b>	<b>100</b>

**Curriculum revision is done based on the industrial development.**



<b>Table 4: Students who join as employees have unique skill set.</b>		
<b>OPTIONS</b>	<b>RESPONSES</b>	<b>PERCENTAGE (%)</b>
Strongly agree	10	55.56
Agree	7	38.89
Neutral	1	5.56
Disagree	0	0.00
Strongly disagree	0	0.00
<b>TOTAL</b>	<b>18</b>	<b>100</b>



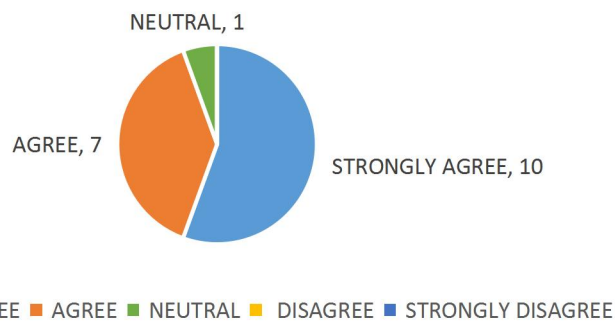
<b>Table 5: Students are able to apply the knowledge gained, in our organizations.</b>		
<b>OPTIONS</b>	<b>RESPONSES</b>	<b>PERCENTAGE (%)</b>
Strongly agree	6	33.33
Agree	12	66.67
Neutral	0	0.00
Disagree	0	0
Strongly disagree	0	0
<b>TOTAL</b>	<b>15</b>	<b>100</b>



**Table 6: Guest lectures from the industrial experts give good industry – academia knowledge to the students**

OPTIONS	RESPONSES	PERCENTAGE (%)
Strongly agree	10	55.56
Agree	7	38.89
Neutral	1	5.56
Disagree	0	0.00
Strongly disagree	0	0.00
<b>TOTAL</b>	<b>18</b>	<b>100</b>

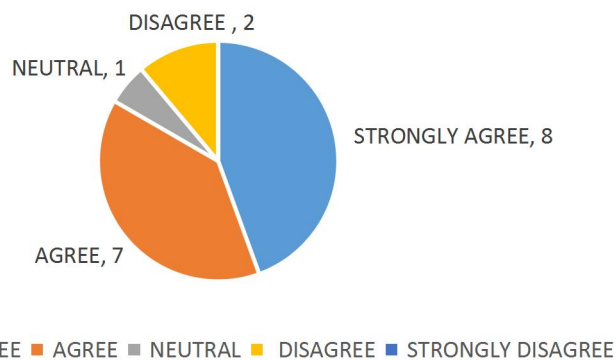
**Guest lectures from the industrial experts give good industry – academia knowledge to the students**



**Table 7: Industrial visits enable students understand the practicality of the course**

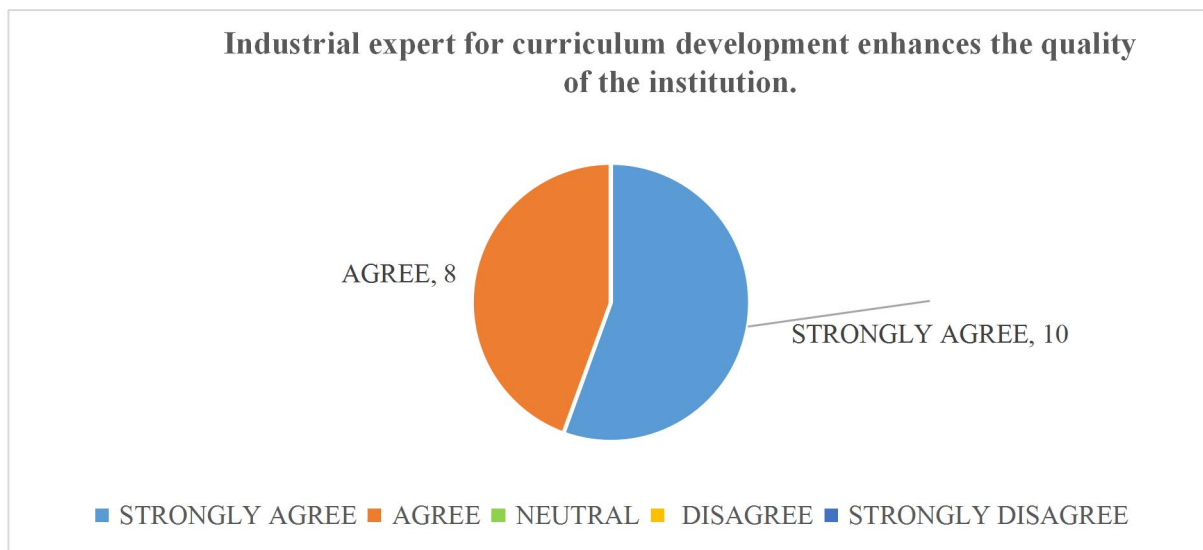
OPTIONS	RESPONSES	PERCENTAGE (%)
Strongly agree	8	44.44
Agree	7	38.89
Neutral	1	5.56
Disagree	2	11.11
Strongly disagree	0	0
<b>TOTAL</b>	<b>18</b>	<b>100</b>

**Industrial visits enable students understand the practicality of the subject**



**Table 8: Industrial expert for curriculum development enhances the quality of the institution.**

OPTIONS	RESPONSES	PERCENTAGE (%)
Strongly agree	10	55.56
Agree	8	44.44
Neutral	0	0.00
Disagree	0	0.00
Strongly disagree	0	0
<b>TOTAL</b>	<b>18</b>	<b>100</b>



**Table 9: Skill based paper help students on bringing out their capabilities**

OPTIONS	RESPONSES	PERCENTAGE (%)
Strongly agree	8	44.44
Agree	10	55.56
Neutral	0	0.00
Disagree	0	0.00
Strongly disagree	0	0.00
<b>TOTAL</b>	<b>15</b>	<b>100</b>

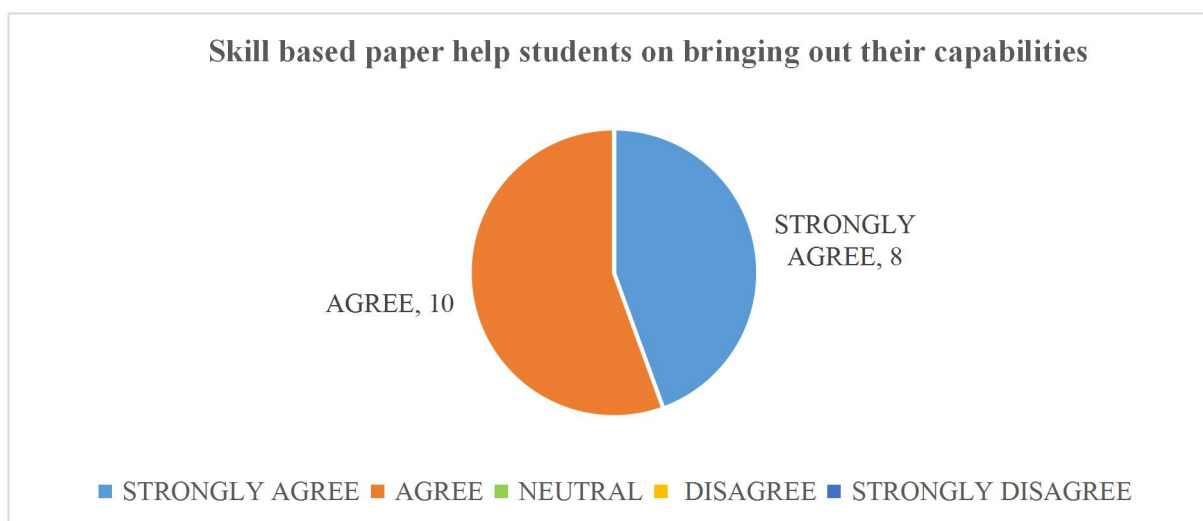
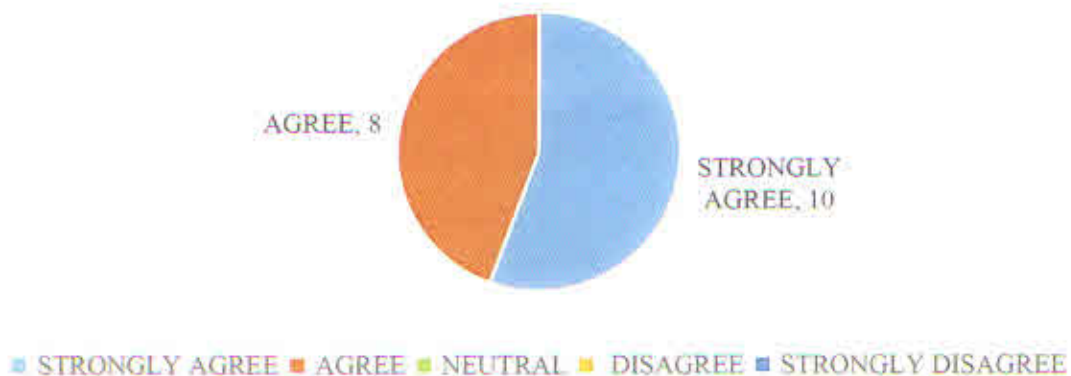


Table 10: I am happy and satisfied with the students who join our organization		
OPTIONS	RESPONSES	PERCENTAGE (%)
Strongly agree	10	55.56
Agree	8	44.44
Neutral	0	0.00
Disagree	0	0.00
Strongly disagree	0	0.00
<b>TOTAL</b>	<b>18</b>	<b>100</b>

I am happy and satisfied with the students who join our organization



*[Handwritten Signature]*  
**IQAC Co-ordinator**

**IQAC CO-ORDINATOR**  
 AUXILIUM COLLEGE (Autonomous)  
 Gandhi Nagar, Vellore - 632 006.

*[Handwritten Signature]*  
**Principal**

**PRINCIPAL**  
 AUXILIUM COLLEGE (Autonomous)  
 Gandhi Nagar, Vellore - 632 006.  
 Vellore District, Tamil Nadu.